



# Floodlight 70W/100W



## Description

The LITELUME™ Floodlight (LL-FL) large size is a high performance LED solution designed with versatility and a slim, low profile design. The rugged, die-cast aluminum housing with UV resistant powdercoat finish minimizes wind load requirements and features an integral, watertight LED driver compartment along with high performance aluminum heat sinks.

Applications: Parking lots, Auto dealerships, Billboard, Façade, Wall Washing, Landscape, and general outdoor lighting.

## Fixture Information

Size:	70W/100W
Housing:	Die-cast Aluminum Housing
Finish:	Protective powdercoat
Color:	Standard: Bronze Custom Options: Black (BK) White (WH) Grey (GY)
Mounting:	Slipfitter Mount Trunnion Mount
Lens:	High Performance Acrylic NEMA 7H*6V optics
Surge Protector:	Optional: 10 kVA
Power Factor:	.90
CRI:	80
Temperature:	-40°F - 113°F
Voltage:	Standard: 120-277V
Sensor:	Standard: No sensor Custom: Button Photocell (120-277V)
Warranty:	10-Year Limited Warranty

## Performance Data

### Lumen Output:

8,700 to 13,300 lm

### Lumens Per Watt (typical):

124 to 133lm/W

### CCT:

3000K  
4000K  
5000K

### Beam Angle:

7H\*6V

### Lifespan:

Features Philip Lumileds with up to 100,000 running hours

## Ratings & Certificates

UL Listed For Wet Location  
IP65 rated  
DLC Premium Listed



## Wattage Replacement

Existing Watts	Litelume Watts
175-250W	70W
250-400W	100W

## QuickShip Ordering Information

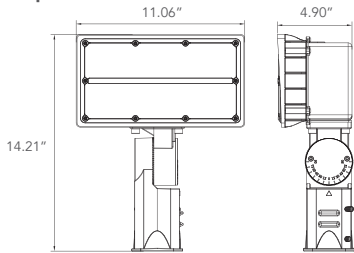
Part #	Part #
LL-FL-70-50-UNV-N76-BZ-SF	LL-FL-100-40-UNV-N76-BZ-SF
LL-FL-70-50-UNV-N76-BZ-TR	LL-FL-100-50-UNV-N76-BZ-TR
LL-FL-100-50-UNV-N76-BZ-SF	LL-FL-100-40-UNV-N76-BZ-TR



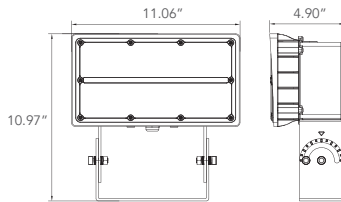
### Dimension

Item	Width	Length	Height	Weight
Floodlight (70W) w/ Slipfitter Mount	4.90"	11.06"	14.21"	8.355 lb
Floodlight (70W) w/ Trunnion Mount	4.90"	11.06"	10.97"	10.163 lb
Floodlight (100W) w/ Slipfitter Mount	4.90"	11.06"	14.21"	7.429 lb
Floodlight (100W) w/ Trunnion Mount	4.90"	11.06"	10.97"	9.237 lb

#### Slipfitter Mount



#### Trunnion Mount



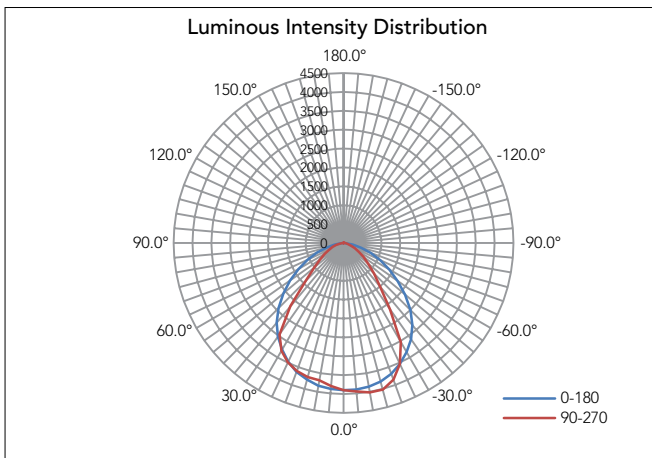
### Mounting Options



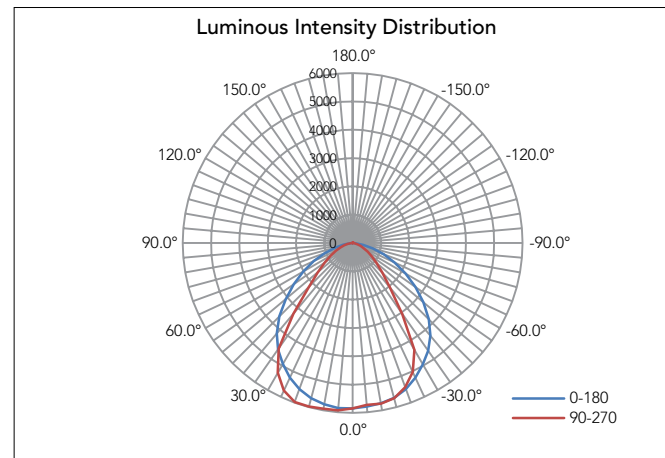
**Slipfitter Mount-** Die-cast aluminum slipfitter provides flexibility in mounting from a variety of areas.

**Trunnion Mount-** Die-cast aluminum trunnion is easily adapted to many surfaces and allows easy fixture aiming angles.

### Photometrics 70W



### 100W





<b>Project Name</b>	
<b>Catalog #</b>	
<b>Job Type</b>	
<b>Prepared By</b>	
<b>Notes</b>	

## Fixture Ordering Information

Part #	Wattage	Lumens	Kelvin	Voltage	Beam Angle
LL-FL-70-50-UNV-N76-BZ-SF	70	8900	5000	120-277	7H*6V
LL-FL-70-40-UNV-N76-BZ-SF	70	8900	4000	120-277	7H*6V
LL-FL-70-30-UNV-N76-BZ-SF	70	8700	3000	120-277	7H*6V
LL-FL-70-50-UNV-N76-BZ-TR	70	8900	5000	120-277	7H*6V
LL-FL-70-40-UNV-N76-BZ-TR	70	8900	4000	120-277	7H*6V
LL-FL-70-30-UNV-N76-BZ-TR	70	8700	3000	120-277	7H*6V
LL-FL-100-50-UNV-N76-BZ-SF	100	13300	5000	120-277	7H*6V
LL-FL-100-40-UNV-N76-BZ-SF	100	13300	4000	120-277	7H*6V
LL-FL-100-30-UNV-N76-BZ-SF	100	13100	3000	120-277	7H*6V
LL-FL-100-50-UNV-N76-BZ-TR	100	13300	5000	120-277	7H*6V
LL-FL-100-40-UNV-N76-BZ-TR	100	13300	4000	120-277	7H*6V
LL-FL-100-30-UNV-N76-BZ-TR	100	13100	3000	120-277	7H*6V

\* Please contact LITELUME for all Custom Option Requests

## QuickShip Ordering Information

Part #
LL-FL-70-50-UNV-N76-BZ-SF
LL-FL-70-50-UNV-N76-BZ-TR
LL-FL-100-50-UNV-N76-BZ-SF
LL-FL-100-40-UNV-N76-BZ-SF
LL-FL-100-50-UNV-N76-BZ-TR
LL-FL-100-40-UNV-N76-BZ-TR

## Accessories Ordering Information

Part #	Wattage
PC	Button Photocell, 120-277V
SUB "UNV" WITH "480"	480 Volt

\* Please contact LITELUME for all Custom Option Requests

## Buy American Act Compliant Ordering Information

Part #	Description
BAA-FL70/100	Buy American Act Compliant for Floodlight 70W/100W

\* Please contact LITELUME for all Custom Option Requests