

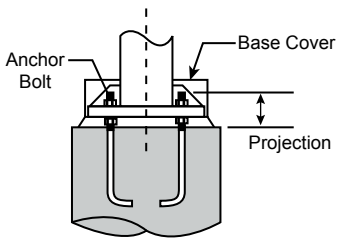


LL-SSA Square Straight Aluminum Pole

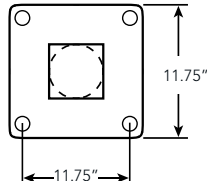
Project Name	
Catalog #	
Job Type	
Prepared By	
Notes	

Features

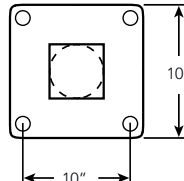
Pole Shaft:	The shaft is extruded from all new 6063 series alloy aluminum tubing. Shafts shall be supplied with a top closure when the shafts are to be drilled for side mounting of luminaires.
Base Cover:	Die-formed from heavy gauge aluminum. Two piece cover for easy installation.
Pole Cap:	Polymer snap-to-close pole cap provided in black.
Finish:	Textured thermoset polyester powder coat is applied and the oven-baked at a temperature of 400°F. Pole finish is warranted for a full one (1) year. An optional three (3) year extended warranty is also available. (external prime coat and internal rust inhibiting coating).
Anchor Bolts:	Poles are provided with hot-dip galvanized anchor bolts, "J" bend on one end and two flat hex bolts end and two flat washers per bolt. Anchor bolts meet or exceed a minimum of 36,000 PSI.



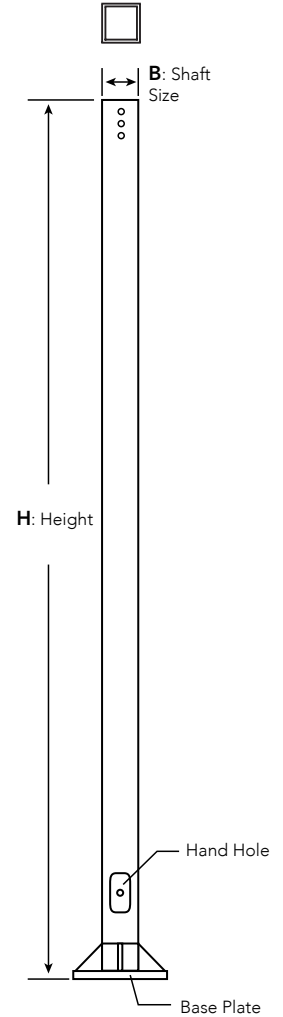
Base Detail



1" Base Plate



3/4" Base Plate



Ordering Information

Model	Height (H)	Shaft (B)	Gage	Mounting	Finish	Option
LL-SSA	10' 12' 14'	4"	.125	1 (DM1) 2 (DM2180) 29 (DM290) 39 (DM390)	DBZ (Dark Bronze) BLK (Black) WHT (White) SLV (Silver)	GR (GFI Receptacle) SB (Single Banner Arm) DB (Double Banner Arm)
	16' 18' 20'			5"		

* Please contact LITELUME for all Custom Option Requests



Effective Projected Area (EPA) Wind Ratings

Pole Height	Maximum Allowable EPA (ft ²) with 1.3 gust	Outside Dimension	Pole Thickness	Base Plate	Bolt Circle	Anchor Bolts
	100 mph					
10'	7.5	4"	0.125"	10"	6-1/4"	3/4" x 30"
12'	5.7	4"	0.125"	10"	6-1/4"	3/4" x 30"
14'	4.4	4"	0.188"	10"	6-1/4"	3/4" x 30"
14'	12.2	5"	0.188"	10"	6-1/4"	3/4" x 30"
16'	5.8	4"	0.188"	10"	6-1/4"	3/4" x 30"
16'	10.0	5"	0.188"	10"	6-1/4"	3/4" x 30"
18'	4.6	4"	0.188"	10"	6-1/4"	3/4" x 30"
18'	8.3	5"	0.188"	10"	6-1/4"	3/4" x 30"
20'	3.7	4"	0.188"	10"	6-1/4"	3/4" x 30"
20'	6.7	5"	0.188"	11.75"	9"	3/4" x 30"

