



# Wall Mount Linear 12" Hazardous Location



## Description

The Litelume Wall Mount Linear 12" Hazardous Location (LL-WML12HL) Class 1, Division 2 Flood luminaire is available with a clear tempered glass lens. Typical lighting applications include industrial facilities, oil, gas, painting facilities, manufacturing, and auto service facilities.

## Fixture Information

Size:	22W/37W
Housing:	Die-cast Aluminum Housing
Finish:	Powdercoat Finish Over a Chromate Conversion Coating
Lens:	<b>Standard:</b> Clear UV-Stabilized Polycarbonate <b>Optional:</b> SoftLED LumaLens Opal UV-Stabilized Polycarbonate Vandal-Resistant Lens
CRI:	80
Temperature:	-25°C to +40°C
Voltage:	Standard: 120-277V
Power Factor:	>.90
Surge Protector:	6 kVA
Warranty:	10-Year Limited Warranty

## Performance Data

### Lumen Output:

3,001 to 5,292 lm

### Lumens Per Watt (typical):

123 to 129 lm/W

### CCT:

4000K  
5000K

### Distribution

Type II  
Type III

### Lifespan:

187,000 hrs

## Ratings & Certificates

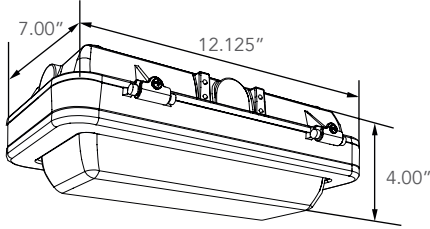
ETL Listed for Hazardous Locations Per UL844 as Follows: Class 1, Division 2 Groups A, B, C, D; T4 Temperature Rating, -25°C to +50°C Ambient. Suitable for Wet Locations, Sealed LED Compartment



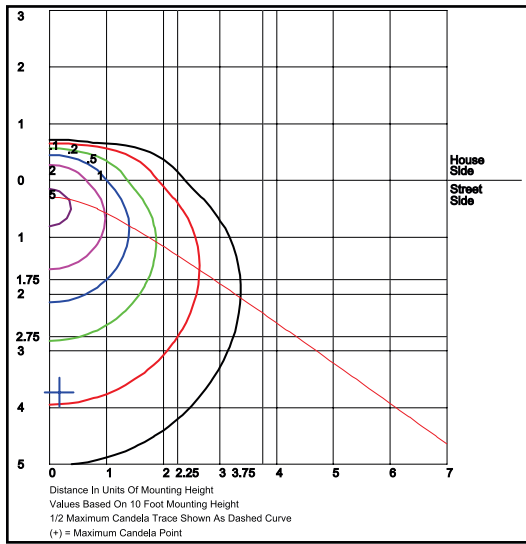


### Dimension

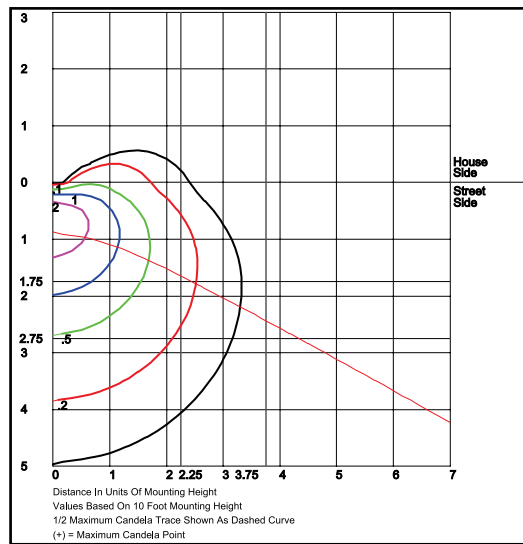
Item	Height	Width	Length
22W/37W	4.00"	12.125"	7.00"



### Photometric



LL-WML12EP-V--37-50-UNV  
Clear Lens



LL-WML12EP-V--37-50-UNV  
Softled Lumalens



<b>Project Name</b>	
<b>Catalog #</b>	
<b>Job Type</b>	
<b>Prepared By</b>	
<b>Notes</b>	

### Fixture Ordering Information

Part #	Wattage	Lumens	Kelvin	Voltage	Type Distribution	Color
LL-WML12HL-V-22-40-UNV-T3-GY	22	3172	4000	120-277	Type III	Grey
LL-WML12HL-V-22-50-UNV-T3-GY	22	3305	5000	120-277	Type III	Grey
LL-WML12HL-V-37-40-UNV-T3-GY	37	5081	4000	120-277	Type III	Grey
LL-WML12HL-V-37-50-UNV-T3-GY	37	5292	5000	120-277	Type III	Grey
LL-WML12HL-H-22-40-UNV-T3-GY	22	3001	4000	120-277	Type III	Grey
LL-WML12HL-H-22-50-UNV-T3-GY	22	3126	5000	120-277	Type III	Grey
LL-WML12HL-H-37-40-UNV-T2-GY	37	4684	4000	120-277	Type II	Grey
LL-WML12HL-H-37-50-UNV-T2-GY	37	4879	5000	120-277	Type II	Grey

### Accessories Ordering Information

Part #	Description
L	SoftLED LumaLens Opal UV-Stabilized Polycarbonate Array Lens*

\* Please contact LITELUME for all Custom Option Requests