




Back Lit Panel Econolume Series



*Not all product variations listed on this page are DLC qualified. Visit www.designlights.org/search to confirm qualification



Description

The Litelume LED Back Lit Panel (LL-BLPECO) Econolume Series is a recessed, surface or suspended mounted luminaire designed for retrofit or new construction. This architectural fixture adopts the latest in optical and LED technology providing an evenly pleasant volumetric illuminance. Featuring 3 level lumen output and 3 color adjustable CCT, allowing for customized energy savings and comfortability. High Power factor .90 and low THD.

Fixture Information

Size:	20W/25W/30W/35W/40W/46W
Color:	Standard: White
Mounting:	Standard: Recessed Optional: See accessories
Dimmable:	Standard: 0-10v continuous, 12Vdc auxiliary dimming
Controls:	Controls Ready Compatible with most Lutron and Leviton dimmers
Operating Temperature:	-40°F to 113°F
Power Factor:	>.98
CRI:	80
Voltage:	Standard: 120-277V
Warranty:	10-Year Limited Warranty

Performance Data

Lumen Output:

2,660 to 5,942 lm

Lumens Per Watt (typical):

130 lm/W

CCT:

3500K

4000K

5000K

Lifespan:

Features SMD 2835 LED's with up to 100,000 running hours

Ratings & Certificates

UL Listed For Damp Location

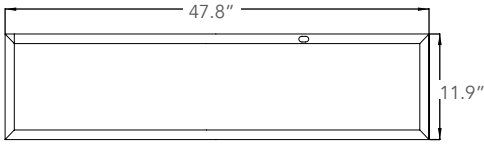




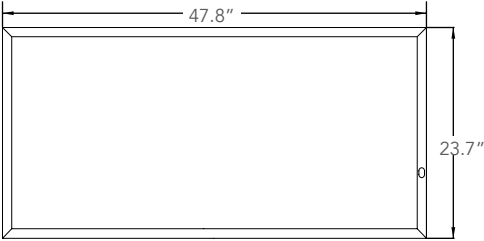
Dimension

Item	Length	Width	Depth	Weight
1'x4'	47.8"	11.9"	1.5"	4.43 lbs
2'x4'	47.8"	23.7"	1.5"	9.22 lbs
2'x2'	23.7"	23.7"	1.5"	5.78 lbs

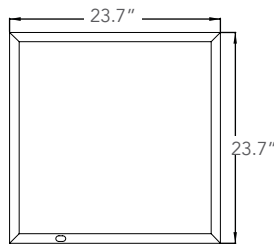
1'x4'



2'x4'



2'x2'



Multiple Sensor Solutions Ready

Quick and Easy in-field installation of sensors.



Integrated occupancy and daylight controls



The sensor receptacle is pre-embedded in the profile frame

Accessories

EM15	CABLEKIT14	CABLEKIT22/24



BLPECOSMK14	BLPECOSMK22	BLPECOSMK24
ANT-1P-4T	ANT-1P-4T-BLE	RC-100

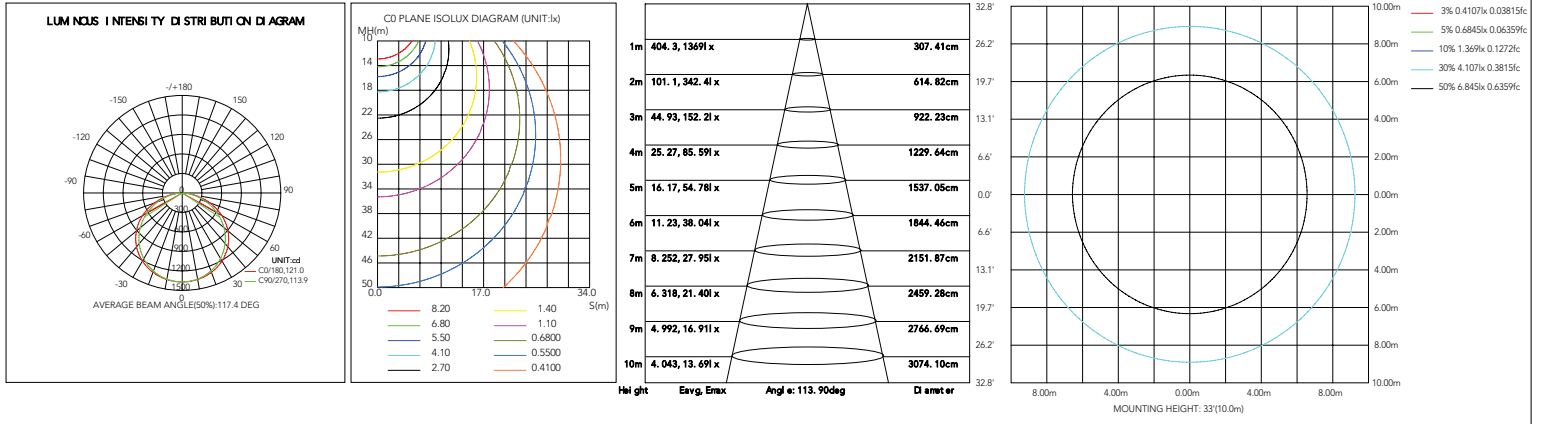
LL-TBAR

<p>LL-TBAR Mounting Kit</p> <p>Emergency LED Driver</p>	<p>LL-TBAR Mounting Kit</p> <p>Standard Grid Ceiling</p>
<p>Tbar Mounting Kit For Emergency Battery Back Up</p>	

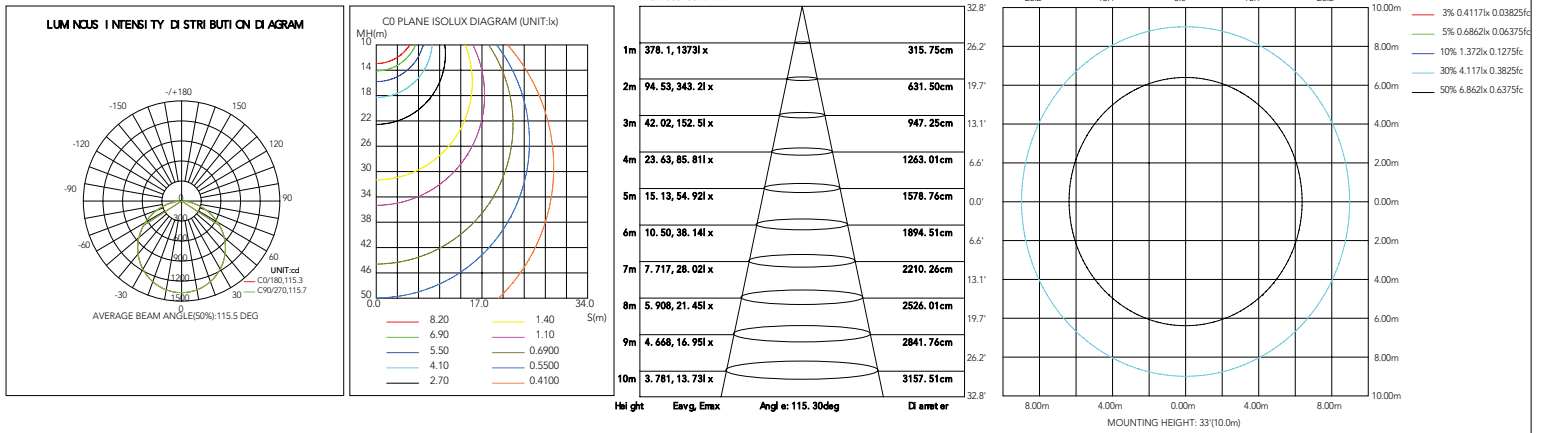


Photometrics

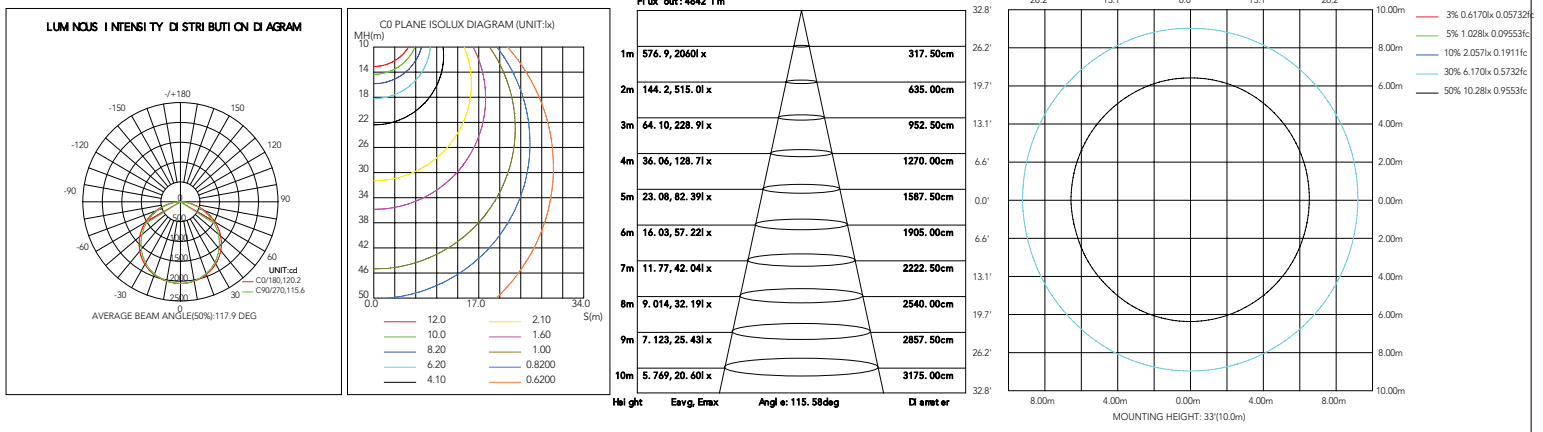
1'x4' (30W 4000K)



2'x2' (30W 4000K)



2'x4' (46W 4000K)





Project Name	
Catalog #	
Job Type	
Prepared By	
Notes	

Fixture Ordering Information

Part #	Wattage	Lumens	Kelvin	Voltage
LL-BLPECO-14-[20][25][30]-3CCT-UNV	20W/25W/30W	2760/3250/3910	3500K 4000K 5000K	120-277
LL-BLPECO-22-[20][25][30]-3CCT-UNV	20W/25W/30W	2660/3350/3810	3500K 4000K 5000K	120-277
LL-BLPECO-24-[35][40][46]-3CCT-UNV	35W/40W/46W	4650/5200/5942	3500K 4000K 5000K	120-277

Accessories Ordering Information

Part #	Description
ANT-1P-4T	Sharkward 12-24V DC 0-10V Plug And Play PIR Sensor
ANT-1P-4T-BLE-SR	Sharkward Silvair 10-14V DC 0-10V Plug And Play Bluetooth PIR Sensor
ANT-1P-4T-BLE-GE	Homewell Gebc 10-14v DC 0-10V Plug And Play Bluetooth PIR Sensor
RC100	Remote Control 100
CABLEKIT14	Suspended Cable Mount Kit 1x4
CABLEKIT22/24	Suspended Cable Mount Kit 2x2 / 2x4
BLPECOSMK14	Back Lit Panel Econolume Series Surface Mount Kit 1x4
BLPECOSMK22	Back Lit Panel Econolume Series Surface Mount Kit 2x2
BLPECOSMK24	Back Lit Panel Econolume Series Surface Mount Kit 2x4
LL-TBAR	Tbar Mounting Kit For Emergency Battery Back Up
EM15	Emergency Battery Back Up, 15w, 90 Minutes *FIELD INSTALLED

* Please contact LITELUME for all Custom Option Requests