




# Square Straight Aluminum Pole 4 Bolt Base

Made in USA - Virginia

## LL-VA-SSA-4

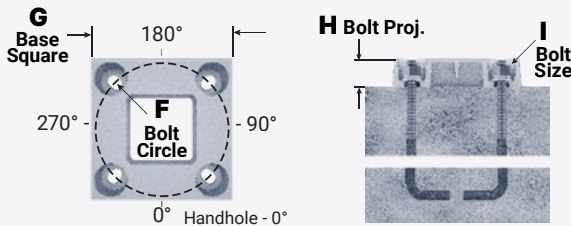
### Square Straight Aluminum Pole 4 Bolt Base

The pole shaft will be constructed of seamless extruded tube of 6063 Series Aluminum Alloy per the requirements of ASTM B221. The shaft assembly shall be full-length heat treated after base weld. 4-Bolt Cast Aluminum Base Flange of Alloy 356-T6 with Aluminum Snap-In Bolt Covers.



#### ANCHORAGE

Anchorage Kit will include four (4) L-shaped Steel Anchor Bolts conforming to AASHTO M314-90 Grade 55. Ten inches (10") of threaded end will be galvanized per ASTM A153. Kits will contain four (4) Hex Nuts, four (4) Lock Washers, and four (4) Flat Washers (all components Galvanized Steel). A bolt circle template will be provided.



#### HANDHOLE

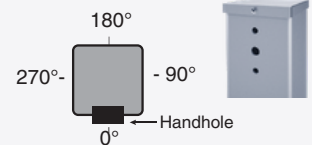
**4"-5" Butt Squares** - 2" x 4" Handhole with square Lap Style Aluminum Door and two (2) Stainless Steel Self-Tapping Attaching Screws. A Grounding Provision incorporating a tapped 1/4"-20NC Grounding Provision is provided opposite the Handhole.  
**6"+ Butt Square** - 3" x 5" Handhole with square Lap Style Aluminum Door and two (2) Stainless Steel Self-Tapping Attaching Screws. A Grounding Provision incorporating a tapped 1/4"-20NC Grounding Provision is provided opposite the Handhole.



#### MOUNTING DESIGNATION

##### Side Drill Mount Applications

Specify luminaire type, quantity and orientation. A luminaire drilling template must be supplied at time of order.



##### Tenon Mount Applications

Specify both Tenon diameter (2.375", 2.875", 3.5", etc.) and length (3", 4", etc.).



#### VIBRATION DAMPER

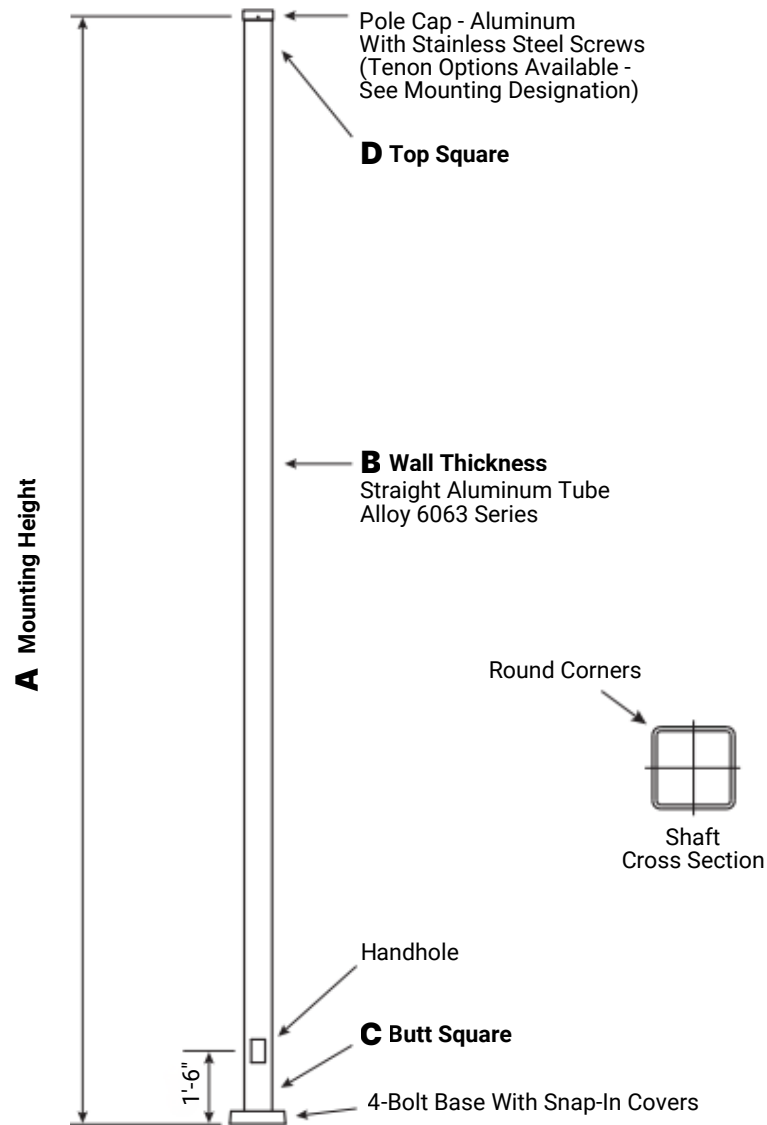
If determined necessary by LITELUME, a top-mount, field installed First Mode Vibration Damper will be provided. Customer specification of the damper is available.

**WARNING:** Do not install light pole without luminaire.



# Square Straight Aluminum Pole 4 Bolt Base

Made in USA - Virginia



Satin Aluminum or Powder Coated Finish per Customer Specification.

C	D	F	G	H	I
Butt SQ.	Top SQ.	Bolt Cir. Dia.	Base SQ.	Bolt Proj.	Bolt Size
4	4	8.5 - 9.5	9.875	1.5	.75 x 17 x 3
5	5	10.5 - 11.5	11.25	2	.75 x 17 x 3
6	6	12 - 13	12.75	2.25	1 x 36 x 4
6.625	6.625	13 - 14	13.5	2.25	1 x 36 x 4

Dimensions in Inches

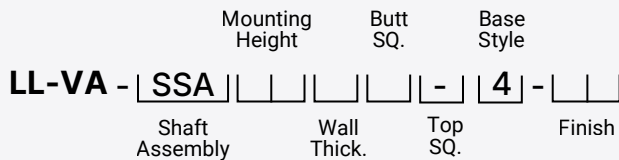


# Square Straight Aluminum Pole 4 Bolt Base

Made in USA - Virginia

## CATALOG NUMBER SYSTEM

The catalog number for LITELUME poles utilizes the following identification system.



### Catalog Number Example

**LL-VA-SSA-20-D-5-4-BK**

Square Straight Aluminum, 20' Mounting Height, .188" Wall Thickness, 5" Butt Square, No Taper, 4-Bolt Base, Black Powder Coat Finish.

A	B	C	TOTAL LUM. WEIGHT	MAXIMUM EPA					CATALOG NUMBER
MTG. HGT.	Wall Thickness	Butt SQ.		90	100	110	120	130	
8	.125	4	100	23.2	18.4	17.2	14.2	11.8	LL-VA-SSA-08-B-4-4-**
10	.125	4	100	17.6	13.8	12.8	10.4	8.6	LL-VA-SSA-10-B-4-4-**
	.188	4	100	26.2	20.8	19.4	16.0	13.2	LL-VA-SSA-10-D-4-4-**
12	.125	4	100	13.8	10.6	9.8	7.8	6.2	LL-VA-SSA-12-B-4-4-**
	.188	4	100	21.0	16.4	15.2	12.4	10.2	LL-VA-SSA-12-D-4-4-**
	.188	5	100	35	27.6	25.6	20.8	17.2	LL-VA-SSA-12-D-5-4-**
14	.125	4	85	10.8	8.2	7.6	5.8	4.6	LL-VA-SSA-14-B-4-4-**
	.188	4	100	17.0	13.2	12.0	9.6	7.8	LL-VA-SSA-14-D-4-4-**
	.188	5	100	28.6	22.4	20.6	16.6	13.6	LL-VA-SSA-14-D-5-4-**
15	.125	4	70	9.8	7.2	6.6	5.0	3.8	LL-VA-SSA-15-B-4-4-**
	.188	4	100	15.4	11.8	10.8	8.6	6.8	LL-VA-SSA-15-D-4-4-**
	.188	5	100	26.0	20.2	18.6	15.0	12.0	LL-VA-SSA-15-D-5-4-**
16	.125	4	55	8.8	6.4	5.8	4.4	3.2	LL-VA-SSA-16-B-4-4-**
	.188	4	100	13.8	10.6	9.6	7.6	6.0	LL-VA-SSA-16-D-4-4-**
	.188	5	100	23.8	18.4	16.8	13.4	10.8	LL-VA-SSA-16-D-5-4-**
18	.125	4	25	6.8	4.8	4.2	3.0	2.0	LL-VA-SSA-18-B-4-4-**
	.188	4	80	11.2	8.4	7.6	5.8	4.4	LL-VA-SSA-18-D-4-4-**
	.250	4	100	15.2	11.6	10.6	8.4	6.6	LL-VA-SSA-18-F-4-4-**
	.188	5	100	19.4	14.8	13.4	10.4	8.2	LL-VA-SSA-18-D-5-4-**

Continued on Next Page



# Square Straight Aluminum Pole 4 Bolt Base

Made in USA - Virginia

A	B	C	TOTAL LUM. WEIGHT	MAXIMUM EPA					CATALOG NUMBER
				90	100	110	120	130	
MTG. HGT.	Wall Thickness	Butt SQ.							
20	.125	4	40	5.0	3.4	2.8	1.8	-	LL-VA-SSA-20-B-4-4-**
	.188	4	50	9.0	6.6	5.8	4.2	3.0	LL-VA-SSA-20-D-4-4-**
	.250	4	90	12.4	9.4	8.4	6.4	4.8	LL-VA-SSA-20-F-4-4-**
	.188	5	100	15.8	11.8	10.6	8.0	6.0	LL-VA-SSA-20-D-5-4-**
	.250	5	100	22.0	16.8	15.2	11.8	9.2	LL-VA-SSA-20-F-5-4-**
	.188	6	100	24.8	18.8	17.0	13.2	10.2	LL-VA-SSA-20-D-6-4-**
	.250	6	100	34.2	26.4	24.2	19.0	15.2	LL-VA-SSA-20-F-6-4-**
25	.188	5	45	9.4	6.2	5.4	3.4	1.8	LL-VA-SSA-25-D-5-4-**
	.250	5	65	14.0	10.0	8.8	6.2	4.4	LL-VA-SSA-25-F-5-4-**
	.188	6	60	15.4	10.8	9.4	6.6	4.2	LL-VA-SSA-25-D-6-4-**
	.250	6	100	22.4	16.4	14.8	11.0	8.0	LL-VA-SSA-25-F-6-4-**
	.250	6.625	100	28.8	21.4	19.2	14.6	11.0	LL-VA-SSA-25-F-J-4-**
30	.188	6	40	8.8	5.0	4.0	1.6	-	LL-VA-SSA-30-D-6-4-**
	.250	6	25	14.4	9.6	8.4	5.2	3.0	LL-VA-SSA-30-F-6-4-**
	.250	6.625	55	19.0	13.0	11.4	7.6	4.6	LL-VA-SSA-30-F-J-4-**
35	.250	6	70	8.0	4.0	3.0	-	-	LL-VA-SSA-35-F-6-4-**
	.250	6.625	50	11.4	6.6	5.2	2.0	-	LL-VA-SSA-35-F-J-4-**

**EPA Notes:** Effective Projected Area (EPA) in square feet. EPA's calculated using wind velocity (mph) indicated in accordance with 2009 AASHTO LTS-5 using a 25 year design life. Maximum EPA is based on the luminaire weight shown. Increased luminaire weight may reduce the maximum EPA. If weight is exceeded, or if other design life or code is required, please consult the factory.



# Square Straight Aluminum Pole 4 Bolt Base

Made in USA - Virginia

PROJECT NAME	
CATALOG #	
JOB TYPE	
PREPARED BY	
NOTES	

## ORDERING GUIDE

Brand	Location	Shaft Style	Height
LL LITELUME	VA Virginia	SSA Square Straight Aluminum	8 = 8' 10 = 10' 12 = 12' 14 = 14' 15 = 15' 16 = 16' 18 = 18' 20 = 20' 25 = 25' 30 = 30' 35 = 35'

Wall Thick.	Butt SQ.	Top SQ.	Base Style	Mounting Options	Finish
B = .125" D = .188" F = .250"	4 = 4" 5 = 5" 6 = 6" J = 6-5/8"	- = No Taper	4 = 4-Bolt Base	<b>DRILL MOUNT</b> D000 - No Drilling D190 - Std. "A" D290 - Std. "A" & "D" D218 - Std. "A" & "C" D390 - Std. "A", "D", & "C" D490 - Std. "A", "B", "C", & "D" DCUS - Custom*  <b>TENON</b> T204 - 2-3/8" O.D. x 4" T304 - 2-7/8" O.D. x 4" T356 - 3-1/2" O.D. x 6" T406 - 4" O.D. x 6" TCUS - Custom Tenon**  * Specify Number and Orientation ** Specify O.D. and Height	SA - Satin Aluminum BK - Black Powder Coat WH - White Powder Coat DBZ - Dark Bronze Powder Coat DGR - Dark Green Powder Coat GY - Gray Powder Coat ** - Specify Finish