



Round Straight Aluminum Pole 4 Bolt Base

Made in USA - Virginia

LL-VA-RSA-4

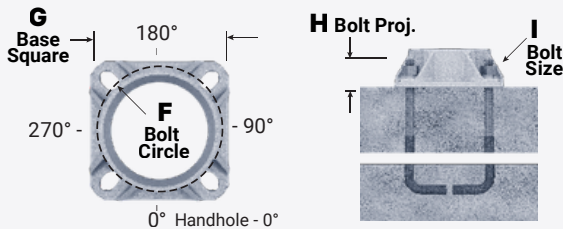
No Arm — 4-Bolt Base

The pole shaft will be constructed of seamless extruded tube of 6063 Aluminum Alloy per the requirements of ASTM B221. The shaft assembly shall be full-length heat treated after base weld to produce a T6 temper. 4-Bolt Cast Aluminum Base Flange of Alloy 356-T6 with Aluminum Bolt Covers (Alloy 356-F) and Stainless Steel Hex Head Attaching Screws.



ANCHORAGE

Anchorage Kit will include four (4) L-shaped Steel Anchor Bolts conforming to AASHTO M314-90 Grade 55. Ten inches (10") of threaded end will be galvanized per ASTM A153. Kits will contain four (4) Hex Nuts, four (4) Lock Washers, and four (4) Flat Washers (all components Galvanized Steel). A bolt circle template will be provided.



HANDHOLE

4"-5" Butt Diameters - 2" x 4" Handhole with curved Lap Style Aluminum Door and two (2) SS Self-Tapping Attaching Screws. A Grounding Provision incorporating a tapped 1/4"-20NC hole is provided opposite the Handhole.

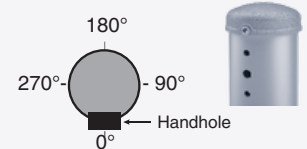
6" Butt Diameter - Reinforced, 3" x 5" curved Cast Aluminum Frame (Alloy 356-T6) with Aluminum Door and two (2) SS Hex Head Screws. A Grounding Provision incorporating a 3/8" diameter hole is provided opposite the Handhole.

7"+ Butt Diameters - Reinforced, 4" x 6" curved Cast Aluminum Frame (Alloy 356-T6) with Aluminum Door and two (2) SS Hex Head Screws. Reinforced Frame will contain a tapped 3/8"-16NC Grounding Provision.

MOUNTING DESIGNATION

Side Drill Mount Applications

Specify luminaire type, quantity and orientation. A luminaire drilling template must be supplied at time of order.



Tenon Mount Applications

Specify both Tenon diameter (2.375", 2.875", 3.5", etc.) and length (3", 4", etc.).



VIBRATION DAMPER


When determined necessary by LITELUME, a Vibration Damper will be factory-installed inside the pole shaft. Customer specification of the damper is available.

WARNING: Do not install light pole without luminaire.



Round Straight Aluminum Pole 4 Bolt Base

Made in USA - Virginia



Satin Aluminum or Powder Coated Finish per Customer Specification.

C	D	F	G	H	I
Butt Dia.	Top Dia.	Bolt Cir. Dia.	Base SQ.	Bolt Proj.	Bolt Size
4	4	6.5 - 8	7.5	2	.75 x 17 x 3
5	5	7.5 - 8	7.5	2	.75 x 17 x 3
6	6	9 - 10	9.75	2.75	.75 x 30 x 3
7	7	10 - 11	10.5	2.75	1 x 36 x 4
8	8	11 - 12	11.25	2.75	1 x 36 x 4
9	9	12.5 - 14	12.75	2.75	1 x 36 x 4
10 up to .250"	10	14 - 15	14	3.25	1 x 48 x 4
10 0.312"	10	14 - 15	14	3.25	1.25 x 48 x 6

* 1" x 36" x 4" Anchor Bolts can be specified for 6" butt diameter poles.

Dimensions in Inches

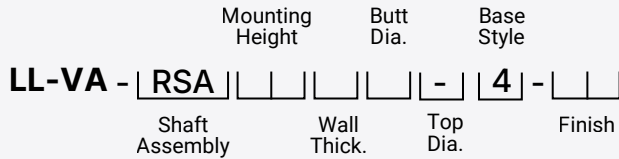


Round Straight Aluminum Pole 4 Bolt Base

Made in USA - Virginia

CATALOG NUMBER SYSTEM

The catalog number for LITELUME poles utilizes the following identification system.



Catalog Number Example

LL-VA-RSA-30-D-8-4-SA

Round Straight Aluminum, 30' Mounting Height, .188" Wall Thickness, 8" Butt Diameter, No Taper, 4-Bolt Base, Satin Aluminum Finish.

A	B	C	TOTAL LUM. WEIGHT	MAXIMUM EPA					CATALOG NUMBER
				90	100	110	120	130	
MTG. HGT.	Wall Thickness	Butt Dia.							
8	0.125	4	100	11.4	9.0	8.3	6.8	5.6	LL-VA-RSA-08-B-4-4-**-
10	0.125	4	100	8.1	6.2	5.7	4.6	3.7	LL-VA-RSA-10-B-4-4-**-
	0.125	5	100	15.8	12.4	11.6	9.6	8.2	LL-VA-RSA-10-B-5-4-**-
12	0.125	4	70	6.0	4.4	4.0	3.1	2.3	LL-VA-RSA-12-B-4-4-**-
	0.125	5	100	12.0	9.4	8.6	7.2	6.0	LL-VA-RSA-12-B-5-4-**-
	0.156	5	100	15.4	12.0	11.2	9.2	7.8	LL-VA-RSA-12-C-5-4-**-
	0.188	5	100	18.6	14.6	13.6	11.2	9.5	LL-VA-RSA-12-D-5-4-**-
14	0.125	4	40	4.4	3.1	2.7	1.9	1.3	LL-VA-RSA-14-B-4-4-**-
	0.125	5	100	9.2	7.0	6.4	5.2	4.4	LL-VA-RSA-14-B-5-4-**-
	0.156	5	100	12.0	9.2	8.6	7.0	5.8	LL-VA-RSA-14-C-5-4-**-
	0.188	5	100	14.8	11.4	10.6	8.8	7.4	LL-VA-RSA-14-D-5-4-**-
16	0.125	4	40	3.1	2.0	1.7	1.0	-	LL-VA-RSA-16-B-4-4-**-
	0.125	5	100	7.1	5.1	4.7	3.8	3.1	LL-VA-RSA-16-B-5-4-**-
	0.156	5	100	9.4	7.0	6.5	5.3	4.4	LL-VA-RSA-16-C-5-4-**-
	0.188	5	100	11.8	9.0	8.2	6.8	5.6	LL-VA-RSA-16-D-5-4-**-
	0.156	6	100	19.2	15.4	14.4	11.8	10.0	LL-VA-RSA-16-C-6-4-**-
	0.188	6	100	23.8	19.0	17.6	14.6	12.4	LL-VA-RSA-16-D-6-4-**-
18	0.125	5	60	5.4	3.6	3.3	2.6	2.0	LL-VA-RSA-18-B-5-4-**-
	0.156	5	100	7.2	5.2	4.8	3.8	3.1	LL-VA-RSA-18-C-5-4-**-

Continued on Next Page



Round Straight Aluminum Pole 4 Bolt Base

Made in USA - Virginia

A	B	C	TOTAL LUM. WEIGHT	MAXIMUM EPA					CATALOG NUMBER
				90	100	110	120	130	
MTG. HGT.	Wall Thickness	Butt Dia.							
18	0.188	5	100	9.2	6.8	6.2	5.1	4.2	LL-VA-RSA-18-D-5-4-**-
	0.188	6	100	19.6	15.6	14.6	12.0	10.0	LL-VA-RSA-18-D-6-4-**-
20	0.125	5	40	3.8	2.3	2.1	1.5	1.1	LL-VA-RSA-20-B-5-4-**-
	0.156	5	60	5.6	3.7	3.4	2.6	2.1	LL-VA-RSA-20-C-5-4-**-
	0.188	5	95	7.2	5.0	4.6	3.7	3.0	LL-VA-RSA-20-D-5-4-**-
	0.125	6	100	9.4	7.4	6.8	5.6	4.6	LL-VA-RSA-20-B-6-4-**-
	0.156	6	100	12.8	10.2	9.4	7.6	6.4	LL-VA-RSA-20-C-6-4-**-
	0.188	6	100	16.2	12.8	12.0	9.8	8.2	LL-VA-RSA-20-D-6-4-**-
	0.156	7	100	20.0	15.8	14.8	12.2	10.2	LL-VA-RSA-20-C-7-4-**-
	0.188	7	100	24.6	19.6	18.4	15.2	12.8	LL-VA-RSA-20-D-7-4-**-
	0.156	8	100	28.2	22.4	21.0	17.4	14.6	LL-VA-RSA-20-C-8-4-**-
0.188	8	100	34.4	27.6	25.6	21.4	18.0	LL-VA-RSA-20-D-8-4-**-	
25	0.156	6	100	7.4	5.6	5.2	4.1	3.3	LL-VA-RSA-25-C-6-4-**-
	0.188	6	100	10.0	7.6	7.1	5.7	4.6	LL-VA-RSA-25-D-6-4-**-
	0.156	7	100	13.0	10.2	9.4	7.6	6.3	LL-VA-RSA-25-C-7-4-**-
	0.188	7	100	16.4	13.0	12.0	9.8	8.2	LL-VA-RSA-25-D-7-4-**-
	0.156	8	100	19.2	15.2	14.2	11.6	9.8	LL-VA-RSA-25-C-8-4-**-
	0.188	8	100	24.0	19.0	17.8	14.6	12.2	LL-VA-RSA-25-D-8-4-**-
	0.219	8	100	28.6	22.8	21.2	17.6	14.8	LL-VA-RSA-25-E-8-4-**-
0.250	8	100	33.0	26.4	24.4	20.4	17.2	LL-VA-RSA-25-F-8-4-**-	
30	0.188	6	60	5.6	4.2	3.8	2.9	2.2	LL-VA-RSA-30-D-6-4-**-
	0.156	7	100	8.0	6.0	5.6	4.4	3.5	LL-VA-RSA-30-C-7-4-**-
	0.188	7	100	10.8	8.4	7.7	6.2	5.0	LL-VA-RSA-30-D-7-4-**-
	0.156	8	100	13.2	10.2	9.4	7.6	6.3	LL-VA-RSA-30-C-8-4-**-
	0.188	8	100	17.0	13.4	12.4	10.0	8.4	LL-VA-RSA-30-D-8-4-**-
	0.219	8	100	20.6	16.2	15.0	12.4	10.4	LL-VA-RSA-30-E-8-4-**-
	0.250	8	100	24.0	19.0	17.8	14.6	12.2	LL-VA-RSA-30-F-8-4-**-
	0.188	9	100	23.8	18.8	17.6	14.4	11.6	LL-VA-RSA-30-D-9-4-**-

Continued on Next Page



Round Straight Aluminum Pole 4 Bolt Base

Made in USA - Virginia

A	B	C	TOTAL LUM. WEIGHT	MAXIMUM EPA					CATALOG NUMBER
				90	100	110	120	130	
MTG. HGT.	Wall Thickness	Butt Dia.							
30	0.250	9	100	33.0	26.2	24.4	20.2	16.4	LL-VA-RSA-30-F-9-4-**-
	0.188	10	100	31.4	25.2	23.2	18.6	15.0	LL-VA-RSA-30-D-1-4-**-
35	0.156	8	100	8.6	6.4	6.0	4.7	3.8	LL-VA-RSA-35-C-8-4-**-
	0.188	8	100	11.8	9.0	8.4	6.6	5.4	LL-VA-RSA-35-D-8-4-**-
	0.219	8	100	14.6	11.4	10.6	8.6	7.0	LL-VA-RSA-35-E-8-4-**-
	0.250	8	100	17.6	13.8	12.8	10.4	8.6	LL-VA-RSA-35-F-8-4-**-
	0.188	9	100	17.4	13.6	12.6	10.2	7.8	LL-VA-RSA-35-D-9-4-**-
	0.250	9	100	25.0	19.8	18.4	15.0	12.0	LL-VA-RSA-35-F-9-4-**-
	0.188	10	100	24.0	19.0	17.4	13.6	10.6	LL-VA-RSA-35-D-1-4-**-
	0.219	10	100	28.8	22.8	21.0	16.6	13.2	LL-VA-RSA-35-E-1-4-**-
	0.250	10	100	33.6	26.8	24.4	19.6	15.8	LL-VA-RSA-35-F-1-4-**-
	0.312	10	100	37.0	29.6	27.2	22.0	17.8	LL-VA-RSA-35-G-1-4-**-
40	0.188	8	80	7.6	5.8	5.2	4.0	3.1	LL-VA-RSA-40-D-8-4-**-
	0.219	8	100	10.0	7.6	7.0	5.6	4.4	LL-VA-RSA-40-E-8-4-**-
	0.250	8	100	12.6	9.6	8.8	7.0	5.8	LL-VA-RSA-40-F-8-4-**-
	0.188	9	100	12.6	9.6	9.0	7.0	5.0	LL-VA-RSA-40-D-9-4-**-
	0.250	9	100	19.0	14.8	13.8	11.0	8.4	LL-VA-RSA-40-F-9-4-**-
	0.188	10	100	18.2	14.2	12.8	9.6	7.2	LL-VA-RSA-40-D-1-4-**-
	0.219	10	100	22.2	17.4	16.0	12.2	9.4	LL-VA-RSA-40-E-1-4-**-
	0.250	10	100	26.2	20.8	19.0	14.8	11.6	LL-VA-RSA-40-F-1-4-**-
	0.312	10	100	29.4	23.4	21.4	16.8	13.4	LL-VA-RSA-40-G-1-4-**-

EPA Notes: Effective Projected Area (EPA) in square feet. EPA's calculated using wind velocity (mph) indicated in accordance with 2009 AASHTO LTS-5 using a 25 year design life. Maximum EPA is based on the luminaire weight shown. Increased luminaire weight may reduce the maximum EPA. If weight is exceeded, or if other design life or code is required, please consult the factory.



Round Straight Aluminum Pole 4 Bolt Base

Made in USA - Virginia

PROJECT NAME	
CATALOG #	
JOB TYPE	
PREPARED BY	
NOTES	

ORDERING GUIDE

Brand	Location	Shaft Style	Height
LL LITELUME	VA Virginia	RSA Round Straight Aluminum	8 = 8' 10 = 10' 12 = 12' 14 = 14' 16 = 16' 18 = 18' 20 = 20' 25 = 25' 30 = 30' 35 = 35' 40 = 40'

Wall Thick.	Butt Dia.	Top Dia.	Base Style	Mounting Options	Finish
B = .125" C = .156" D = .188" E = .219" F = .250" G = .312"	4 = 4" 5 = 5" 6 = 6" 7 = 7" 8 = 8" 9 = 9" 1 = 10"	- = No Taper	4 = 4-Bolt Base	DRILL MOUNT D000 - No Drilling D190 - Std. "A" D290 - Std. "A" & "D" D218 - Std. "A" & "C" D390 - Std. "A", "D", & "C" D490 - Std. "A", "B", "C", & "D" DCUS - Custom* TENON T204 - 2-3/8" O.D. x 4" T304 - 2-7/8" O.D. x 4" T356 - 3-1/2" O.D. x 6" T406 - 4" O.D. x 6" TCUS - Custom Tenon** * Specify Number and Orientation ** Specify O.D. and Height	SA - Satin Aluminum BK - Black Powder Coat WH - White Powder Coat DBZ - Dark Bronze Powder Coat DGR - Dark Green Powder Coat GY - Gray Powder Coat ** - Specify Finish