



Style 47 Straight Fluted Aluminum Pole

Made in USA - Virginia

LL-VA-S47-SF

Style 47 - Structural

Style 47 features a Cast Aluminum, 1-Piece Structural Pedestal Base of Alloy 356 per ASTM B26 or B108. The base shall have an access door with cast aluminum cover and stainless steel attaching hardware. An internal grounding provision will be provided opposite the access door.



POLE

The pole shaft will be constructed of seamless extruded tube of 6063 Aluminum Alloy per the requirements of ASTM B221. The shaft shall be joined to the structural base by means of a complete circumferential weld in accordance with AWS Specification D1.2. The assembly shall be full-length heat-treated after weld to produce a T6 temper.

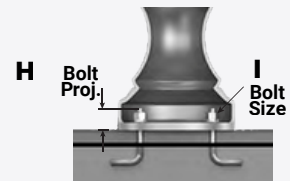
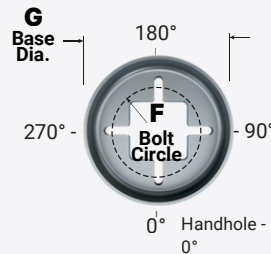
VIBRATION DAMPER

When determined necessary by LITELUME, a Vibration Damper will be factory-installed inside the pole shaft. Customer specification of the damper is available.



ANCHORAGE

Anchorage Kit will include four (4) L-shaped Steel Anchor Bolts conforming to AASHTO M314-90 Grade 55. Ten inches (10") of threaded end will be galvanized per ASTM A153. Kits will contain four (4) Hex Nuts, four (4) Lock Washers, and four (4) Flat Washers (all components Galvanized Steel). A bolt circle template will be provided.



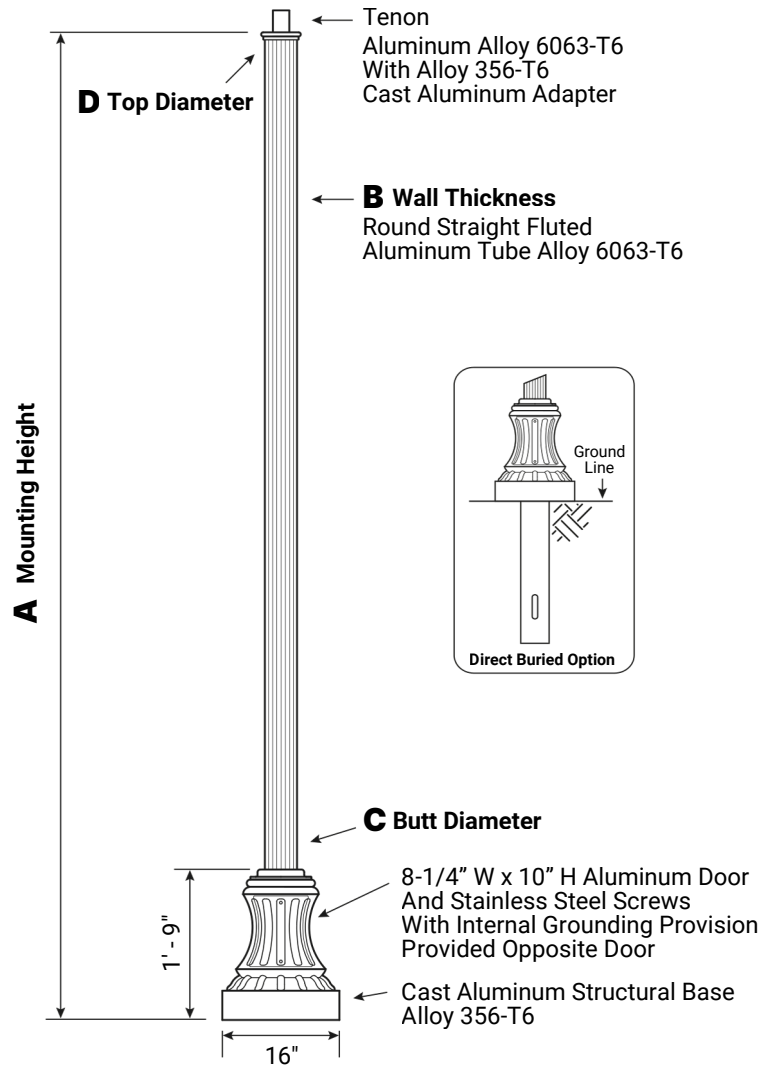
NOTE: All Style 47 pole options may be specified in designs utilizing Direct Buried anchorage.

WARNING: Do not install light pole without luminaire.



Style 47 Straight Fluted Aluminum Pole

Made in USA - Virginia



Powder Coated Finish per Customer Specification

C	D	F	G	H	I
Butt Dia.	Top Dia.	Bolt Cir. Dia.	Base Dia.	Bolt Proj.	Bolt Size
4	4	8 - 12 ◆	16	2.5	.75 x 17 x 3
5	5	8 - 12 ◆	16	2.5	.75 x 17 x 3
6	6	8 - 12 ◆	16	2.5	.75 x 17 x 3

◆ Diamond Bolt Pattern

Dimensions in Inches



Style 47 Straight Fluted Aluminum Pole

Made in USA - Virginia

CATALOG NUMBER SYSTEM

The catalog number for LITELUME poles utilizes the following identification system.

Catalog Number Example

LL-VA-S47-18-B-4-4-SF12-BK



Style 47 Structural Base, 18' Mounting Height, .125" Wall Thickness, 4" Butt Diameter, 4-Bolt Base, Straight Fluted Shaft - 12-Flute, Black Powder Coat Finish

A	B	C	TOTAL LUM. WEIGHT	MAXIMUM EPA						CATALOG NUMBER
				90	100	110	120	130	140	
MTG. HGT.	Wall Thickness	Butt Dia.								
8	0.125	4	100	16.3	12.9	10.5	8.6	7.2	6.1	LL-VA-S47-08-B-4-4-SF12-**
	0.188	4	100	18.6	14.8	12.0	10.0	8.3	7.0	LL-VA-S47-08-D-4-4-SF12-**
	0.125	5	100	18.3	14.6	11.8	9.7	8.2	6.9	LL-VA-S47-08-B-5-4-SF12-**
	0.125	6	100	18.2	14.5	11.6	9.6	8.0	6.8	LL-VA-S47-08-B-6-4-SF12-**
10	0.125	4	100	12.1	9.5	7.6	6.2	5.1	4.2	LL-VA-S47-10-B-4-4-SF12-**
	0.188	4	100	14.2	11.2	9.0	7.4	6.0	5.0	LL-VA-S47-10-D-4-4-SF12-**
	0.125	5	100	13.9	11.0	8.7	7.0	5.8	4.8	LL-VA-S47-10-B-5-4-SF12-**
	0.125	6	100	13.7	10.8	8.5	6.9	5.7	4.7	LL-VA-S47-10-B-6-4-SF12-**
12	0.125	4	100	9.3	7.2	5.6	4.4	3.5	2.8	LL-VA-S47-12-B-4-4-SF12-**
	0.188	4	100	11.2	8.8	6.9	5.5	4.4	3.6	LL-VA-S47-12-D-4-4-SF12-**
	0.125	5	100	10.8	8.4	6.4	5.0	4.1	3.3	LL-VA-S47-12-B-5-4-SF12-**
	0.125	6	100	10.6	8.2	6.2	4.9	4.0	3.2	LL-VA-S47-12-B-6-4-SF12-**
14	0.125	4	80	7.2	5.4	4.1	3.1	2.3	1.7	LL-VA-S47-14-B-4-4-SF12-**
	0.188	4	40	9.0	6.8	5.2	4.0	3.1	2.4	LL-VA-S47-14-D-4-4-SF12-**
	0.125	5	40	8.4	6.4	4.7	3.6	2.8	2.1	LL-VA-S47-14-B-5-4-SF12-**
	0.125	6	40	8.2	6.2	4.4	3.4	2.6	1.9	LL-VA-S47-14-B-6-4-SF12-**

Continued on Next Page

*4-Bolt Base Anchorage shown. For direct buried design replace -4 in catalog number with -E.



Style 47 Straight Fluted Aluminum Pole

Made in USA - Virginia

A	B	C	TOTAL LUM. WEIGHT	MAXIMUM EPA						CATALOG NUMBER
				90	100	110	120	130	140	
MTG. HGT.	Wall Thickness	Butt Dia.								
16	0.125	4	70	5.4	3.9	2.8	1.9	1.3	-	LL-VA-S47-16-B-4-4-SF12-**
	0.188	4	55	7.0	5.2	3.8	2.8	2.0	1.4	LL-VA-S47-16-D-4-4-SF12-**
	0.125	5	40	6.4	4.6	3.2	2.2	1.6	1.0	LL-VA-S47-16-B-5-4-SF12-**
	0.125	6	40	6.0	4.4	2.8	2.0	1.4	0.8	LL-VA-S47-16-B-6-4-SF12-**
18	0.125	4	40	4.1	2.8	1.8	1.0	-	-	LL-VA-S47-18-B-4-4-SF12-**
	0.188	4	40	5.4	3.8	2.6	1.8	1.0	-	LL-VA-S47-18-D-4-4-SF12-**
	0.125	5	40	4.7	3.2	2.0	1.1	-	-	LL-VA-S47-18-B-5-4-SF12-**
	0.188	5	40	4.7	3.2	2.0	1.1	0.6	-	LL-VA-S47-18-D-5-4-SF12-**
	0.125	6	40	4.4	3.0	1.5	0.8	-	-	LL-VA-S47-18-B-6-4-SF12-**
20	0.125	4	95	2.3	1.2	-	-	-	-	LL-VA-S47-20-B-4-4-SF12-**
	0.188	4	60	4.1	2.7	1.6	-	-	-	LL-VA-S47-20-D-4-4-SF12-**
	0.125	5	40	3.3	2.0	-	-	-	-	LL-VA-S47-20-B-5-4-SF12-**
	0.188	5	40	3.3	2.0	0.8	-	-	-	LL-VA-S47-20-D-5-4-SF12-**
	0.125	6	40	2.9	1.8	-	-	-	-	LL-VA-S47-20-B-6-4-SF12-**
25	0.188	4	60	1.5	-	-	-	-	-	LL-VA-S47-25-D-4-4-SF12-**
	0.188	5	40	0.5	-	-	-	-	-	LL-VA-S47-25-D-5-4-SF12-**

EPA Notes: Effective Projected Area (EPA) in square feet. EPA's calculated using wind velocity (mph) indicated in accordance with 2015 AASHTO LRFD (7th Edition) using a 50-year design life. Maximum EPA is based on the luminaire weight shown. Increased luminaire weight may reduce maximum EPA. If weight is exceeded, or if other design life or code is required, please consult the factory

*4-Bolt Base Anchorage shown. For direct buried design replace -4 in catalog number with -E.

MOUNTING OPTIONS

Tenon Mount

For Tenon Mount applications specify both Tenon diameter and length.



Flute Options





Style 47 Straight Fluted Aluminum Pole

Made in USA - Virginia

PROJECT NAME	
CATALOG #	
JOB TYPE	
PREPARED BY	
NOTES	

ORDERING GUIDE

Brand		Location	Base Style		Height
LL LITELUME		VA Virginia	S47 Style 47		8 = 8' 10 = 10' 12 = 12' 14 = 14' 16 = 16' 18 = 18' 20 = 20' 25 = 25'
Wall Thick.	Butt Dia.	Anchorage	Shaft Style	Mounting Options	Finish
B = .125" D = .188"	4 = 4" 5 = 5" 6 = 6"	4 = 4-Bolt Base E = Direct Buried	SF12 = Straight Fluted	TENON T204 - 2-3/8" O.D. X 4" T304 - 2-7/8" O.D. X 4" T356 - 3-1/2" O.D. X 6" T406 - 4" O.D. X 6" TCUS - Custom Tenon** <i>**Specify O.D. and Height</i>	POWDER COAT COLORS BK - Black Powder Coat WH - White Powder Coat DBZ - Dark Bronze Powder Coat DGR - Dark Green Powder Coat GY - Gray Powder Coat CUS - Custom Color* <i>* Provide RAL # or Sample Color Chip</i>