



# Style 20 Tapered Fluted Aluminum Pole

Made in USA - Virginia

## LL-VA-S20-TF

### Style 20 - Structural

The pole shaft will be constructed of seamless extruded tube of 6063 Aluminum Alloy per the requirements of ASTM B221. The shaft shall be joined to the structural base by means of a complete circumferential weld in accordance with AWS Specification D1.2. The assembly shall be full-length heat-treated after weld to produce a T6 temper.



#### BASE

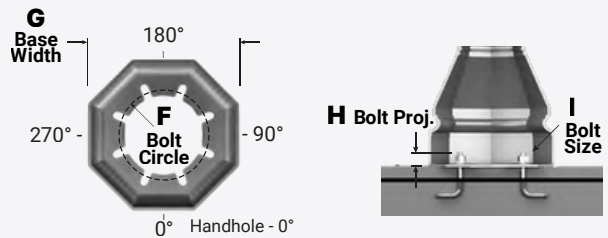
Cast Aluminum, 1-Piece Structural Pedestal Base of Alloy 356 per ASTM B26 or B108. The base shall have an access door with cast aluminum cover and stainless steel attaching hardware. An internal grounding provision will be provided opposite the access door.

#### ANCHORAGE

Anchorage Kit will include four (4) L-shaped Steel Anchor Bolts conforming to AASHTO M314-90 Grade 55. Ten inches (10") of threaded end will be galvanized per ASTM A153. Kits will contain four (4) Hex Nuts, four (4) Lock Washers, and four (4) Flat Washers (all components Galvanized Steel). A bolt circle template will be provided.

#### VIBRATION DAMPER

When determined necessary by LITELUME, a Vibration Damper will be factory-installed inside the pole shaft. Customer specification of the damper is available.



**NOTE:** All Style 20 pole options may be specified in designs utilizing Direct Buried anchorage.

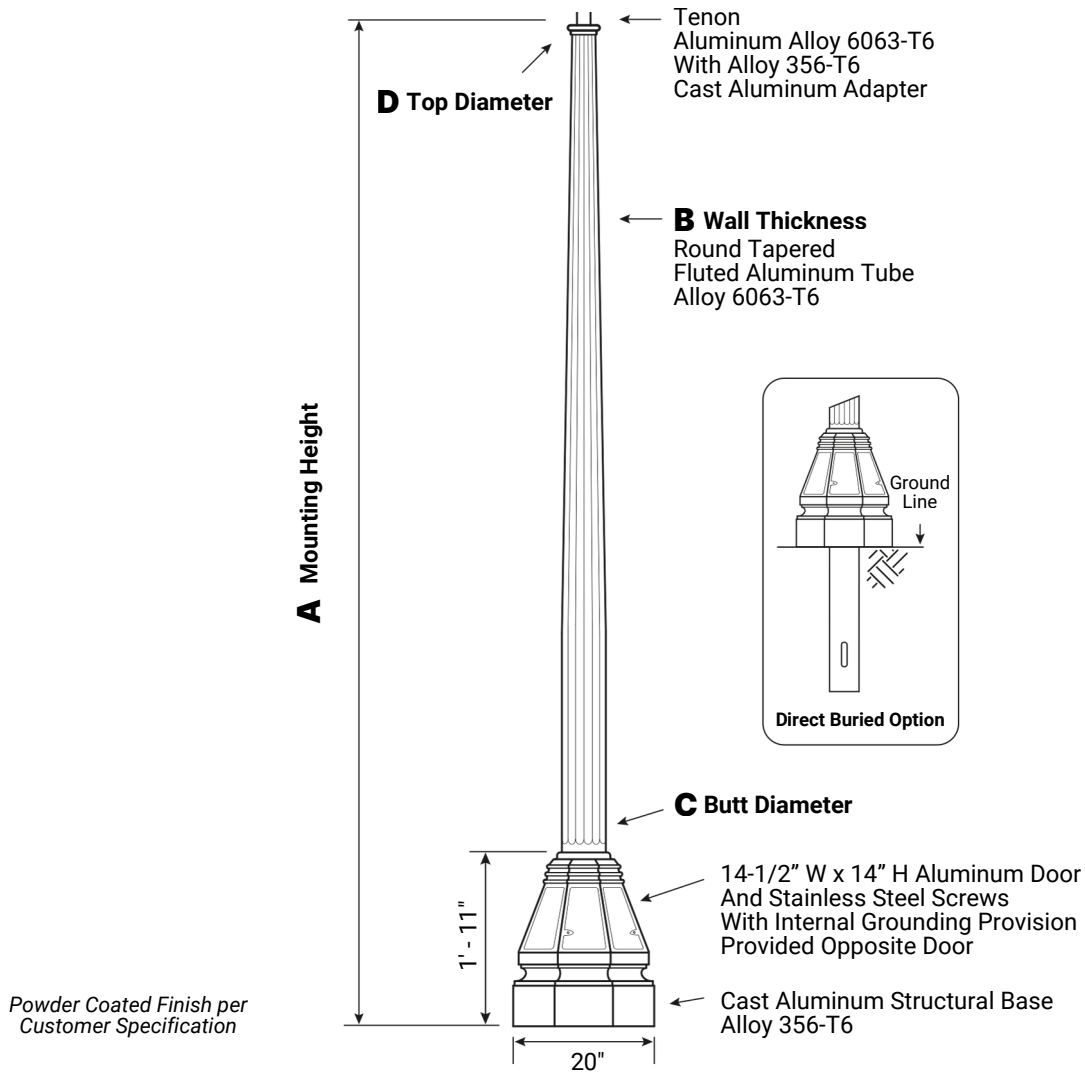


**WARNING:** Do not install light pole without luminaire.



# Style 20 Tapered Fluted Aluminum Pole

Made in USA - Virginia



C	D	F	G	H	I
Butt Dia.	Top Dia.	Bolt Cir. Dia.	Base Width	Bolt Proj.	Bolt Size
5	Varies	12 - 15 ■ 13 - 15 ◆	20	2.5	1 x 36 x 4
6	Varies	12 - 15 ■ 13 - 15 ◆	20	2.5	1 x 36 x 4
7	Varies	12 - 15 ■ 13 - 15 ◆	20	2.5	1 x 36 x 4
8	Varies	12 - 15 ■ 13 - 15 ◆	20	2.5	1 x 36 x 4

■ Square Bolt Pattern ◆ Diamond Bolt Pattern

Dimensions in Inches



# Style 20 Tapered Fluted Aluminum Pole

Made in USA - Virginia

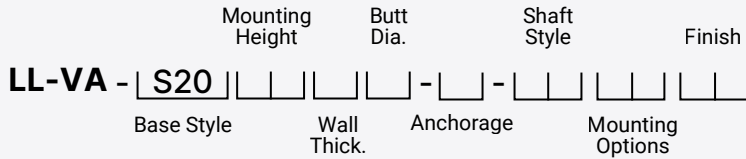
## CATALOG NUMBER SYSTEM

The catalog number for LITELUME poles utilizes the following identification system.

### Catalog Number Example

LL-VA-S20-18-B-6-4-TF12-BK

Style 20 Structural Base, 18' Mounting Height, .125" Wall Thickness, 6" Butt Diameter, 4-Bolt Base, Tapered Fluted Shaft - 12-Flute, Black Powder Coat Finish



A	B	C	TOTAL LUM. WEIGHT	MAXIMUM EPA						CATALOG NUMBER
				90	100	110	120	130	140	
MTG. HGT.	Wall Thickness	Butt Dia.								
8	0.125	5	100	25.6	20.6	16.8	13.9	11.6	9.9	LL-VA-S20-08-B-5-4-TF***
	0.188	5	100	28.6	22.9	18.8	15.6	13.1	11.2	LL-VA-S20-08-D-5-4-TF***
	0.125	6	100	37.5	30.2	24.7	20.6	17.4	14.9	LL-VA-S20-08-B-6-4-TF***
	0.188	6	100	45.2	36.4	29.8	24.9	21.0	18.0	LL-VA-S20-08-D-6-4-TF***
	0.125	7	100	51.7	41.7	34.1	28.5	24.2	20.7	LL-VA-S20-08-B-7-4-TF***
	0.188	7	100	53.8	43.4	35.6	29.8	25.2	21.6	LL-VA-S20-08-D-7-4-TF***
	0.125	8	100	67.9	54.8	45.0	37.6	31.9	27.4	LL-VA-S20-08-B-8-4-TF***
	0.188	8	100	86.4	70.0	57.4	48.2	40.9	35.2	LL-VA-S20-08-D-8-4-TF***
10	0.125	5	100	20.1	16.0	12.9	10.6	8.8	7.4	LL-VA-S20-10-B-5-4-TF***
	0.188	5	100	22.2	17.8	14.4	11.9	9.9	8.4	LL-VA-S20-10-D-5-4-TF***
	0.125	6	100	29.6	23.8	19.3	16.0	13.4	11.4	LL-VA-S20-10-B-6-4-TF***
	0.188	6	100	35.4	28.4	23.1	19.2	16.2	13.8	LL-VA-S20-10-D-6-4-TF***
	0.125	7	100	41.1	33.1	26.9	22.4	18.9	16.1	LL-VA-S20-10-B-7-4-TF***
	0.188	7	100	42.2	34.0	27.6	23.0	19.4	16.6	LL-VA-S20-10-D-7-4-TF***
	0.125	8	100	54.3	43.7	35.7	29.8	25.2	21.5	LL-VA-S20-10-B-8-4-TF***
	0.188	8	100	68.6	55.2	45.2	37.8	32.0	27.4	LL-VA-S20-10-D-8-4-TF***

Continued on Next Page

\*4-Bolt Base Anchorage shown. For direct buried design replace -4 in catalog number with -E.



# Style 20 Tapered Fluted Aluminum Pole

Made in USA - Virginia

A	B	C	TOTAL LUM. WEIGHT	MAXIMUM EPA						CATALOG NUMBER
				90	100	110	120	130	140	
MTG. HGT.	Wall Thickness	Butt Dia.								
12	0.125	5	100	15.8	12.4	10.0	8.1	6.6	5.5	LL-VA-S20-12-B-5-4-TF***
	0.188	5	100	18.0	14.2	11.4	9.3	7.7	6.4	LL-VA-S20-12-D-5-4-TF***
	0.125	6	100	24.0	19.1	15.4	12.6	10.5	8.8	LL-VA-S20-12-B-6-4-TF***
	0.188	6	100	28.8	23.0	18.6	15.2	12.8	10.8	LL-VA-S20-12-D-6-4-TF***
	0.125	7	100	33.6	26.9	21.7	18.0	15.1	12.8	LL-VA-S20-12-B-7-4-TF***
	0.188	7	100	34.4	27.6	22.2	18.4	15.4	13.1	LL-VA-S20-12-D-7-4-TF***
	0.125	8	100	44.8	35.9	29.1	24.2	20.3	17.3	LL-VA-S20-12-B-8-4-TF***
	0.188	8	100	56.2	45.2	36.8	30.6	25.8	22.0	LL-VA-S20-12-D-8-4-TF***
14	0.125	5	100	12.7	9.9	7.8	6.3	5.0	4.1	LL-VA-S20-14-B-5-4-TF***
	0.188	5	100	14.8	11.6	9.2	7.4	6.0	5.0	LL-VA-S20-14-D-5-4-TF***
	0.125	6	100	19.5	15.4	12.2	9.9	8.1	6.8	LL-VA-S20-14-B-6-4-TF***
	0.188	6	100	24.0	19.0	15.2	12.4	10.2	8.6	LL-VA-S20-14-D-6-4-TF***
	0.125	7	100	28.0	22.3	17.8	14.6	12.2	10.2	LL-VA-S20-14-B-7-4-TF***
	0.188	7	100	28.6	22.8	18.2	15.0	12.4	10.4	LL-VA-S20-14-D-7-4-TF***
	0.125	8	100	37.6	30.1	24.1	19.9	16.7	14.1	LL-VA-S20-14-B-8-4-TF***
	0.188	8	100	47.3	37.8	30.6	25.4	21.3	18.1	LL-VA-S20-14-D-8-4-TF***
16	0.125	5	100	10.1	7.7	6.0	4.7	3.7	2.9	LL-VA-S20-16-B-5-4-TF***
	0.188	5	100	12.2	9.4	7.4	5.8	4.6	3.7	LL-VA-S20-16-D-5-4-TF***
	0.125	6	100	15.8	12.3	9.6	7.7	6.2	5.0	LL-VA-S20-16-B-6-4-TF***
	0.188	6	100	19.8	15.6	12.3	9.9	8.0	6.6	LL-VA-S20-16-D-6-4-TF***
	0.125	7	100	22.8	18.0	14.1	11.5	9.4	7.8	LL-VA-S20-16-B-7-4-TF***
	0.188	7	100	23.6	18.7	14.7	12.0	9.8	8.2	LL-VA-S20-16-D-7-4-TF***
	0.125	8	100	31.3	24.9	19.7	16.2	13.4	11.3	LL-VA-S20-16-B-8-4-TF***
	0.188	8	100	39.5	31.6	25.2	20.8	17.4	14.7	LL-VA-S20-16-D-8-4-TF***
18	0.188	5	100	10.1	7.7	6.0	4.6	3.6	2.8	LL-VA-S20-18-D-5-4-TF***
	0.125	6	100	12.9	9.9	7.6	5.9	4.6	3.6	LL-VA-S20-18-B-6-4-TF***
	0.188	6	100	16.6	12.8	10.0	8.0	6.4	5.2	LL-VA-S20-18-D-6-4-TF***

Continued on Next Page

\*4-Bolt Base Anchorage shown. For direct buried design replace -4 in catalog number with -E.



# Style 20 Tapered Fluted Aluminum Pole







Made in USA - Virginia

A	B	C	TOTAL LUM. WEIGHT	MAXIMUM EPA						CATALOG NUMBER
				90	100	110	120	130	140	
MTG. HGT.	Wall Thickness	Butt Dia.								
18	0.125	7	100	18.8	14.7	11.3	9.1	7.4	6.0	LL-VA-S20-18-B-7-4-TF***
	0.188	7	100	19.8	15.5	12.0	9.6	7.8	6.4	LL-VA-S20-18-D-7-4-TF***
	0.125	8	100	25.9	20.5	16.0	13.0	10.7	8.9	LL-VA-S20-18-B-8-4-TF***
	0.188	8	100	33.4	26.6	21.0	17.2	14.3	12.0	LL-VA-S20-18-D-8-4-TF***
20	0.125	6	100	10.5	7.9	5.9	4.4	3.3	2.5	LL-VA-S20-20-B-6-4-TF***
	0.188	6	100	14.0	10.8	8.2	6.4	5.0	4.0	LL-VA-S20-20-D-6-4-TF***
	0.125	7	100	15.6	12.0	9.1	7.1	5.6	4.5	LL-VA-S20-20-B-7-4-TF***
	0.188	7	100	16.6	12.9	9.8	7.7	6.2	5.0	LL-VA-S20-20-D-7-4-TF***
	0.125	8	100	21.8	17.1	13.1	10.5	8.5	7.0	LL-VA-S20-20-B-8-4-TF***
	0.188	8	100	28.6	22.6	17.6	14.4	11.8	9.8	LL-VA-S20-20-D-8-4-TF***
25	0.125	6	95	5.7	4.2	2.8	1.8	1.0	-	LL-VA-S20-25-B-6-4-TF***
	0.188	6	40	9.5	7.0	5.0	3.6	2.6	1.8	LL-VA-S20-25-D-6-4-TF***
	0.125	8	100	14.2	10.8	7.7	5.8	4.4	3.3	LL-VA-S20-25-B-8-4-TF***
	0.188	8	100	19.9	15.4	11.5	9.0	7.2	5.6	LL-VA-S20-25-D-8-4-TF***

**EPA Notes:**

Effective Projected Area (EPA) in square feet. EPA's calculated using wind velocity (mph) indicated in accordance with 2015 AASHTO LRFD (7th Edition) using a 50-year design life. Maximum EPA is based on the luminaire weight shown. Increased luminaire weight may reduce maximum EPA. If weight is exceeded, or if other design life or code is required, please consult the factory.

\*4-Bolt Base Anchorage shown. For direct buried design replace -4 in catalog number with -E.

MOUNTING OPTIONS		FLUTE OPTIONS			
<p><b>Tenon Mount</b> For Tenon Mount applications specify both Tenon diameter and length.</p> 	 <p><b>TF04</b> 4 Flute 7" &amp; 8" Only</p>	 <p><b>TF08</b> 8 Flute 7" &amp; 8" Only</p>	 <p><b>TF12</b> 12 Flute 6" Only</p>	 <p><b>TF16</b> 16 Flute</p>	



# Style 20 Tapered Fluted Aluminum Pole

Made in USA - Virginia

## TAPERED FLUTED MOUNTING HEIGHTS

Butt Diameter	TF04/TF08 Up To	TF12 Up To	TF16 Up To
5"	N/A	18'	18'
6"	N/A	25'	25'
7"	16'	N/A	20'
8"	20'	N/A	25'

PROJECT NAME	
CATALOG #	
JOB TYPE	
PREPARED BY	
NOTES	

## ORDERING GUIDE

Brand	Location	Base Style	Height
LL LITELUME	VA Virginia	S20 Style 20	8 = 8' 10 = 10' 12 = 12' 14 = 14' 16 = 16' 18 = 18' 20 = 20' 25 = 25'

Wall Thick.	Butt Dia.	Anchorage	Shaft Style	Mounting Options	Finish
B = .125" D = .188"	5 = 5" 6 = 6" 7 = 7" 8 = 8"	4 = 4-Bolt Base E = Direct Buried	<b>TF04</b> = Tapered Fluted 4-Flute <b>TF08</b> = Tapered Fluted 8-Flute <b>TF12</b> = Tapered Fluted 12-Flute <b>TF16</b> = Tapered Fluted 16-Flute	<b>TENON</b> <b>T204</b> - 2-3/8" O.D. X 4" <b>T304</b> - 2-7/8" O.D. X 4" <b>T356</b> - 3-1/2" O.D. X 6" <b>T406</b> - 4" O.D. X 6" <b>TCUS</b> - Custom Tenon** **Specify O.D. and Height	<b>POWDER COAT COLORS</b> <b>BK</b> - Black Powder Coat <b>WH</b> - White Powder Coat <b>DBZ</b> - Dark Bronze Powder Coat <b>DGR</b> - Dark Green Powder Coat <b>GY</b> - Gray Powder Coat <b>CUS</b> - Custom Color* * Provide RAL # or Sample Color Chip