



Style 5 Straight Fluted Aluminum Pole

Made in USA - Virginia

LL-VA-S05-SF

Style 5 - Clamshell

The pole shaft will be constructed of seamless extruded tube of 6063 Aluminum Alloy per the requirements of ASTM B221. The 4-Bolt Cast Aluminum Base Flange will be of Alloy 356-T6. The pole shaft shall be joined to the base by means of a complete circumferential weld in accordance with AWS Specification D1.2. The shaft assembly shall be full-length heat treated after base weld to produce a T6 temper.



CLAMSHELL BASE

Cast Aluminum, 2-Piece Decorative Base of Alloy 356 per ASTM B26 or B108 with stainless steel attaching hardware.

HANDHOLE

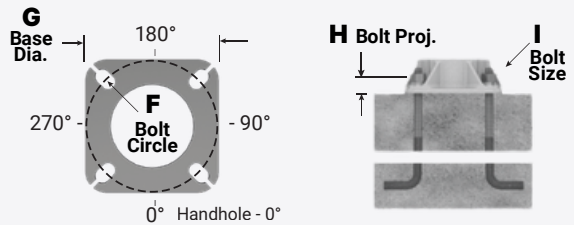
4"-5" Butt Diameters - 2" x 4" Handhole with curved Lap Style Aluminum Door and two (2) SS Self-Tapping Attaching Screws. A Grounding Provision incorporating a tapped 1/4"-20NC hole is provided.

VIBRATION DAMPER

When determined necessary by LITELUME, a Vibration Damper will be factory-installed inside the pole shaft. Customer specification of the damper is available.

ANCHORAGE

Anchorage Kit will include four (4) L-shaped Steel Anchor Bolts conforming to AASHTO M314-90 Grade 55. Ten inches (10") of threaded end will be galvanized per ASTM A153. Kits will contain four (4) Hex Nuts, four (4) Lock Washers, and four (4) Flat Washers (all components Galvanized Steel). A bolt circle template will be provided.



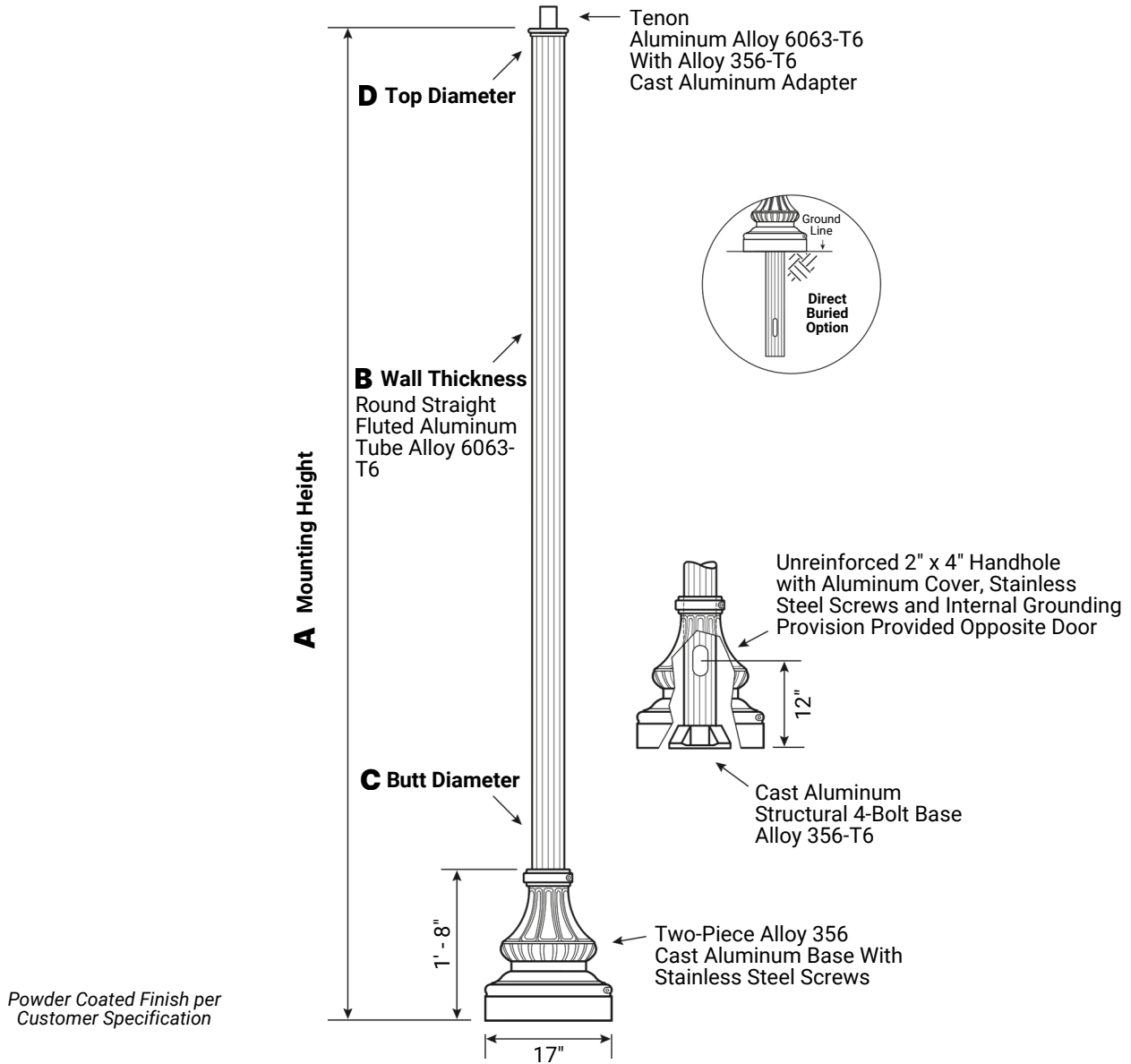
NOTE: All Style 5 pole options may be specified in designs utilizing Direct Buried anchorage.

WARNING: Do not install light pole without luminaire.



Style 5 Straight Fluted Aluminum Pole

Made in USA - Virginia



C	D	F	G	H	I
Butt Dia.	Top Dia.	Bolt Cir. Dia.	Base Dia.	Bolt Proj.	Bolt Size
4	4	6.5 - 8	7.5	2	.75 x 17 x 3
5	5	7.5 - 8	7.5	2	.75 x 17 x 3

Dimensions in Inches



Style 5 Straight Fluted Aluminum Pole

Made in USA - Virginia

CATALOG NUMBER SYSTEM

The catalog number for LITELUME poles utilizes the following identification system.



Catalog Number Example

LL-VA-S05-18-B-4-4-SF12-BK

Style 5 Clamshell Base, 18' Mounting Height, .125" Wall Thickness, 4" Butt Diameter, 4-Bolt Base, Straight Fluted Shaft - 12-Flute, Black Powder Coat Finish

A	B	C	TOTAL LUM. WEIGHT	MAXIMUM EPA						CATALOG NUMBER
				90	100	110	120	130	140	
MTG. HGT.	Wall Thickness	Butt Dia.								
8	0.125	4	100	16.3	12.9	10.3	8.4	7.0	5.8	LL-VA-S05-08-B-4-4-SF12-**
	0.125	5	100	25.2	20.1	16.2	13.3	11.1	9.4	LL-VA-S05-08-B-5-4-SF12-**
10	0.125	4	100	11.8	9.2	7.3	5.8	4.7	3.8	LL-VA-S05-10-B-4-4-SF12-**
	0.188	4	100	17.6	13.9	11.1	9.0	7.4	6.1	LL-VA-S05-10-D-4-4-SF12-**
	0.125	5	100	19.2	15.2	12.0	9.7	8.0	6.7	LL-VA-S05-10-B-5-4-SF12-**
	0.188	5	100	34.0	27.2	22.0	18.1	15.2	12.8	LL-VA-S05-10-D-5-4-SF12-**
12	0.125	4	95	8.9	6.7	5.2	4.0	3.0	2.3	LL-VA-S05-12-B-4-4-SF12-**
	0.188	4	100	13.6	10.6	8.3	6.6	5.3	4.3	LL-VA-S05-12-D-4-4-SF12-**
	0.125	5	100	14.7	11.4	8.8	7.0	5.6	4.6	LL-VA-S05-12-B-5-4-SF12-**
	0.188	5	100	27.0	21.4	17.1	13.9	11.6	9.7	LL-VA-S05-12-D-5-4-SF12-**
14	0.125	4	65	6.9	5.0	3.7	2.7	1.9	1.3	LL-VA-S05-14-B-4-4-SF12-**
	0.188	4	100	10.6	8.1	6.2	4.7	3.6	2.8	LL-VA-S05-14-D-4-4-SF12-**
	0.125	5	100	11.4	8.7	6.5	4.9	3.9	3.0	LL-VA-S05-14-B-5-4-SF12-**
	0.188	5	100	21.9	17.2	13.5	10.9	8.9	7.4	LL-VA-S05-14-D-5-4-SF12-**
16	0.125	4	65	5.0	3.5	2.3	1.5	0.8	-	LL-VA-S05-16-B-4-4-SF12-**
	0.188	4	80	8.4	6.2	4.6	3.3	2.4	1.7	LL-VA-S05-16-D-4-4-SF12-**
	0.125	5	80	8.9	6.6	4.7	3.3	2.5	1.8	LL-VA-S05-16-B-5-4-SF12-**
	0.188	5	100	17.9	13.9	10.7	8.4	6.8	5.5	LL-VA-S05-16-D-5-4-SF12-**

Continued on Next Page

*4-Bolt Base Anchorage shown. For direct buried design replace -4 in catalog number with -E.



Style 5 Straight Fluted Aluminum Pole




Made in USA - Virginia

A	B	C	TOTAL LUM. WEIGHT	MAXIMUM EPA						CATALOG NUMBER
				90	100	110	120	130	140	
MTG. HGT.	Wall Thickness	Butt Dia.								
18	0.125	4	75	3.2	2.0	1.1	-	-	-	LL-VA-S05-18-B-4-4-SF12-**
	0.188	4	60	6.4	4.6	3.2	2.1	1.3	0.7	LL-VA-S05-18-D-4-4-SF12-**
	0.125	5	50	6.9	4.9	3.2	2.0	1.3	0.8	LL-VA-S05-18-B-5-4-SF12-**
	0.188	5	100	14.3	10.9	8.1	6.2	4.8	3.8	LL-VA-S05-18-D-5-4-SF12-**
20	0.125	4	40	2.3	1.1	-	-	-	-	LL-VA-S05-20-B-4-4-SF12-**
	0.188	4	65	4.6	3.0	1.8	1.0	-	-	LL-VA-S05-20-D-4-4-SF12-**
	0.125	5	60	4.8	3.2	1.6	0.8	-	-	LL-VA-S05-20-B-5-4-SF12-**
	0.188	5	95	11.4	8.5	6.0	4.4	3.2	2.4	LL-VA-S05-20-D-5-4-SF12-**
25	0.188	4	50	1.3	-	-	-	-	-	LL-VA-S05-25-D-4-4-SF12-**
	0.125	5	85	0.7	-	-	-	-	-	LL-VA-S05-25-B-5-4-SF12-**
	0.188	5	45	6.3	4.2	2.3	1.1	-	-	LL-VA-S05-25-D-5-4-SF12-**
30	0.188	5	70	1.8	-	-	-	-	-	LL-VA-S05-30-D-5-4-SF12-**

EPA Notes:

Effective Projected Area (EPA) in square feet. EPA's calculated using wind velocity (mph) indicated in accordance with 2015 AASHTO LRFD (7th Edition) using a 50-year design life. Maximum EPA is based on the luminaire weight shown. Increased luminaire weight may reduce maximum EPA. If weight is exceeded, or if other design life or code is required, please consult the factory.

*4-Bolt Base Anchorage shown. For direct buried design replace -4 in catalog number with -E.

MOUNTING OPTIONS	FLUTE OPTIONS
<p>Tenon Mount For Tenon Mount applications specify both Tenon diameter and length.</p> 	 



Style 5 Straight Fluted Aluminum Pole

Made in USA - Virginia

PROJECT NAME	
CATALOG #	
JOB TYPE	
PREPARED BY	
NOTES	

ORDERING GUIDE

Brand		Location		Base Style		Height	
LL LITELUME		VA Virginia		S05 Style 5		8 = 8' 10 = 10' 12 = 12' 14 = 14' 16 = 16' 18 = 18' 20 = 20' 25 = 25' 30 = 30'	
Wall Thick.	Butt Dia.	Anchorage		Shaft Style	Mounting Options		Finish
B = .125" D = .188"	4 = 4" 5 = 5"	4 = 4-Bolt Base E = Direct Buried		SF12 = Straight Fluted 12-Flute	TENON T204 - 2-3/8" O.D. X 4" T304 - 2-7/8" O.D. X 4" T356 - 3-1/2" O.D. X 6" T406 - 4" O.D. X 6" TCUS - Custom Tenon** **Specify O.D. and Height		POWDER COAT COLORS BK - Black Powder Coat WH - White Powder Coat DBZ - Dark Bronze Powder Coat DGR - Dark Green Powder Coat GY - Gray Powder Coat CUS - Custom Color* * Provide RAL # or Sample Color Chip