



# Style 42 Straight Round Aluminum Pole

Made in USA - Virginia

## LL-VA-S42-SR

### Style 42 - Hybrid Clamshell

The pole shaft will be constructed of seamless extruded tube of 6063 Aluminum Alloy per the requirements of ASTM B221. The 4-Bolt Cast Aluminum Base Flange will be of Alloy 356-T6. The pole shaft shall be joined to the base by means of a complete circumferential weld in accordance with AWS Specification D1.2. The shaft assembly shall be full-length heat treated after base weld to produce a T6 temper.



#### CLAMSHELL BASE

Cast Aluminum, 2-Piece Decorative Base of Alloy 356 per ASTM B26 or B108 with stainless steel attaching hardware. A decorative, Cast Aluminum Transition Ring of Alloy 356 will be welded in place around the neck- down section of the pole shaft.

#### HANDHOLE

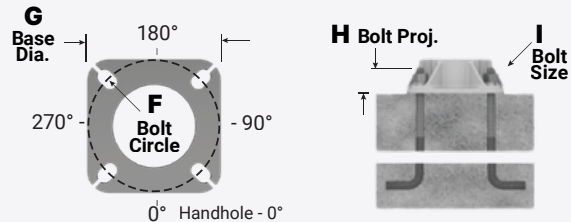
6" Butt Diameter - Reinforced, 3" x 5" curved Cast Aluminum Frame (Alloy 356-T6) with Aluminum Door and two (2) SS Hex Head Screws. A Grounding Provision incorporating a 3/8" diameter hole is provided opposite the Handhole.

#### VIBRATION DAMPER

When determined necessary by LITELUME, a Vibration Damper will be factory-installed inside the pole shaft. Customer specification of the damper is available.

#### ANCHORAGE

Anchorage Kit will include four (4) L-shaped Steel Anchor Bolts conforming to AASHTO M314- 90 Grade 55. Ten inches (10") of threaded end will be galvanized per ASTM A153. Kits will contain four (4) Hex Nuts, four (4) Lock Washers, and four (4) Flat Washers (all components Galvanized Steel). A bolt circle template will be provided.



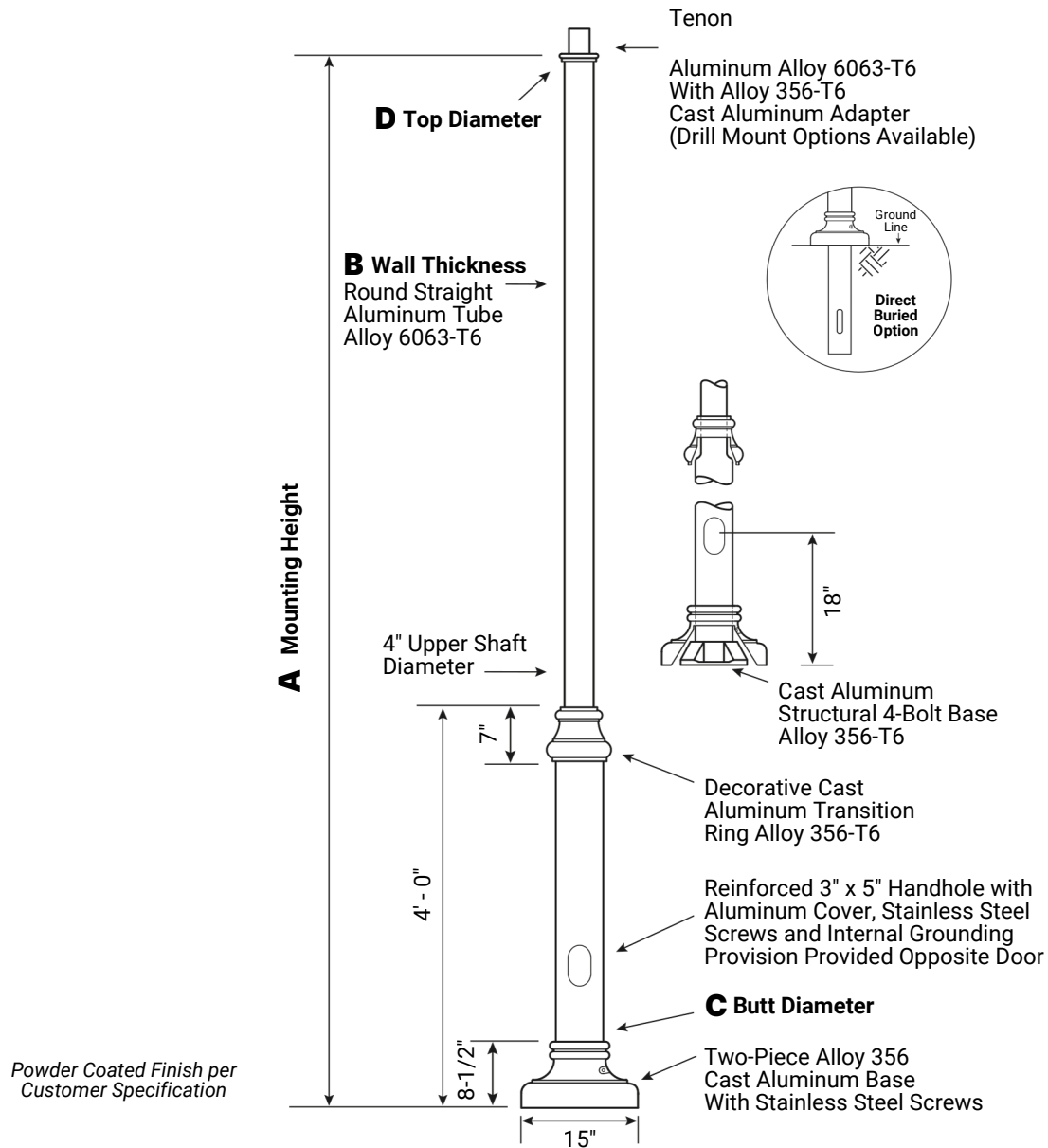
**NOTE:** All Style 42 pole options may be specified in designs utilizing Direct Buried Options.

**WARNING:** Do not install light pole without luminaire.



# Style 42 Straight Round Aluminum Pole

Made in USA - Virginia



| C               | D        | F              | G         | H          | I            |
|-----------------|----------|----------------|-----------|------------|--------------|
| Butt Dia.       | Top Dia. | Bolt Cir. Dia. | Base Dia. | Bolt Proj. | Bolt Size    |
| 6 (Up To .188") | 4        | 9 - 10         | 9.75      | 2.75       | .75 x 30 x 3 |
| 6 (.250" +)     | 4        | 9 - 10         | 9.75      | 2.75       | 1 x 36 x 4   |

Dimensions in Inches



# Style 42 Straight Round Aluminum Pole

Made in USA - Virginia

## CATALOG NUMBER SYSTEM

The catalog number for LITELUME poles utilizes the following identification system.



### Catalog Number Example

**LL-VA-S42-30-F-6-4-SR-BK**

Style 42 Hybrid Clamshell Base, 30' Mounting Height, .250" Wall Thickness, 6" Butt Diameter, 4-Bolt Base, Straight Round Shaft, Black Powder Coat Finish

| A         | B              | C         | TOTAL LUM. WEIGHT | MAXIMUM EPA |      |      |      |      |      | CATALOG NUMBER           |
|-----------|----------------|-----------|-------------------|-------------|------|------|------|------|------|--------------------------|
|           |                |           |                   | 90          | 100  | 110  | 120  | 130  | 140  |                          |
| MTG. HGT. | Wall Thickness | Butt Dia. |                   |             |      |      |      |      |      |                          |
| 8         | 0.125          | 6         | 100               | 38.5        | 30.9 | 25.2 | 21.0 | 17.7 | 15.1 | LL-VA-S42-08-B-6-4-SR-** |
|           | 0.188          | 6         | 100               | 57.1        | 46.1 | 37.7 | 31.5 | 26.7 | 22.9 | LL-VA-S42-08-D-6-4-SR-** |
|           | 0.250          | 6         | 100               | 74.2        | 59.9 | 49.1 | 41.1 | 34.9 | 29.9 | LL-VA-S42-08-F-6-4-SR-** |
| 10        | 0.125          | 6         | 100               | 30.0        | 24.1 | 19.5 | 16.2 | 13.5 | 11.4 | LL-VA-S42-10-B-6-4-SR-** |
|           | 0.188          | 6         | 100               | 44.3        | 35.7 | 29.4 | 24.5 | 20.7 | 17.7 | LL-VA-S42-10-D-6-4-SR-** |
|           | 0.250          | 6         | 100               | 56.9        | 45.9 | 37.8 | 31.6 | 26.8 | 23.0 | LL-VA-S42-10-F-6-4-SR-** |
| 12        | 0.125          | 6         | 100               | 20.7        | 16.5 | 13.3 | 11.0 | 9.1  | 7.6  | LL-VA-S42-12-B-6-4-SR-** |
|           | 0.188          | 6         | 100               | 31.0        | 24.9 | 20.3 | 16.9 | 14.1 | 12.0 | LL-VA-S42-12-D-6-4-SR-** |
|           | 0.250          | 6         | 100               | 40.0        | 32.2 | 26.4 | 22.0 | 18.5 | 15.8 | LL-VA-S42-12-F-6-4-SR-** |
| 14        | 0.125          | 6         | 100               | 15.1        | 11.9 | 9.5  | 7.7  | 6.4  | 5.3  | LL-VA-S42-14-B-6-4-SR-** |
|           | 0.188          | 6         | 100               | 23.0        | 18.4 | 14.9 | 12.2 | 10.1 | 8.5  | LL-VA-S42-14-D-6-4-SR-** |
|           | 0.250          | 6         | 100               | 30.1        | 24.1 | 19.6 | 16.2 | 13.6 | 11.4 | LL-VA-S42-14-F-6-4-SR-** |
| 16        | 0.125          | 6         | 100               | 11.2        | 8.7  | 6.8  | 5.4  | 4.3  | 3.5  | LL-VA-S42-16-B-6-4-SR-** |
|           | 0.188          | 6         | 100               | 17.7        | 14.0 | 11.2 | 9.1  | 7.4  | 6.1  | LL-VA-S42-16-D-6-4-SR-** |
|           | 0.250          | 6         | 100               | 23.4        | 18.6 | 15.0 | 12.3 | 10.2 | 8.5  | LL-VA-S42-16-F-6-4-SR-** |
| 18        | 0.125          | 6         | 85                | 8.4         | 6.4  | 4.9  | 3.7  | 2.8  | 2.1  | LL-VA-S42-18-B-6-4-SR-** |
|           | 0.188          | 6         | 100               | 13.5        | 10.5 | 8.2  | 6.6  | 5.2  | 4.2  | LL-VA-S42-18-D-6-4-SR-** |
|           | 0.250          | 6         | 100               | 18.1        | 14.2 | 11.4 | 9.2  | 7.5  | 6.1  | LL-VA-S42-18-F-6-4-SR-** |

Continued on Next Page

\*4-Bolt Base Anchorage shown. For direct buried design replace -4 in catalog number with -E.



# Style 42 Straight Round Aluminum Pole

Made in USA - Virginia

| A         | B              | C         | TOTAL LUM. WEIGHT | MAXIMUM EPA |      |     |     |     |     | CATALOG NUMBER           |
|-----------|----------------|-----------|-------------------|-------------|------|-----|-----|-----|-----|--------------------------|
|           |                |           |                   | 90          | 100  | 110 | 120 | 130 | 140 |                          |
| MTG. HGT. | Wall Thickness | Butt Dia. |                   |             |      |     |     |     |     |                          |
| 20        | 0.125          | 6         | 60                | 6.5         | 4.8  | 3.5 | 2.5 | 1.8 | 1.2 | LL-VA-S42-20-B-6-4-SR-** |
|           | 0.188          | 6         | 100               | 10.2        | 7.8  | 6.0 | 4.6 | 3.5 | 2.7 | LL-VA-S42-20-D-6-4-SR-** |
|           | 0.250          | 6         | 100               | 14.2        | 11.0 | 8.6 | 6.8 | 5.4 | 4.3 | LL-VA-S42-20-F-6-4-SR-** |
| 25        | 0.125          | 6         | 65                | 2.3         | 1.3  | -   | -   | -   | -   | LL-VA-S42-25-B-6-4-SR-** |
|           | 0.188          | 6         | 45                | 5.8         | 4.0  | 2.7 | 1.7 | 1.0 | -   | LL-VA-S42-25-D-6-4-SR-** |
|           | 0.250          | 6         | 65                | 8.0         | 5.9  | 4.2 | 3.0 | 2.1 | 1.4 | LL-VA-S42-25-F-6-4-SR-** |
| 30        | 0.188          | 6         | 70                | 1.6         | -    | -   | -   | -   | -   | LL-VA-S42-30-D-6-4-SR-** |
|           | 0.250          | 6         | 50                | 3.9         | 2.3  | 2.3 | -   | -   | -   | LL-VA-S42-30-F-6-4-SR-** |

\*4-Bolt Base Anchorage shown. For direct buried design replace -4 in catalog number with -E.

**EPA Notes:** Effective Projected Area (EPA) in square feet. EPA's calculated using wind velocity (mph) indicated in accordance with 2015 AASHTO LRFD (7th Edition) using a 50-year design life. Maximum EPA is based on the luminaire weight shown. Increased luminaire weight may reduce maximum EPA. If weight is exceeded, or if other design life or code is required, please consult the factory.

## MOUNTING OPTIONS

### Side Drill Mount

Includes removable pole cap.  
**NOTE:** A luminaire drilling template must be supplied at time of order.

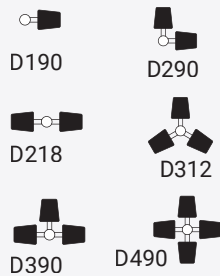


### Tenon Mount

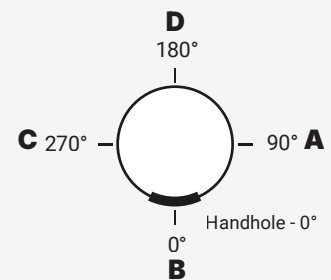
For Tenon Mount applications specify both Tenon diameter and length.



### Drill Mount Options



### Pole Orientation





# Style 42 Straight Round Aluminum Pole

Made in USA - Virginia

|              |  |
|--------------|--|
| PROJECT NAME |  |
| CATALOG #    |  |
| JOB TYPE     |  |
| PREPARED BY  |  |
| NOTES        |  |

## ORDERING GUIDE

| Brand                               |           | Location                             |                     | Base Style   |  | Height   |  |
|-------------------------------------|-----------|--------------------------------------|---------------------|--|--|--|--|
| LL LITELUME                         |           | VA Virginia                          |                     | S42 Style 42   |  | 8 = 8' 10 = 10' 12 = 12'<br>14 = 14' 16 = 16' 18 = 18'<br>20 = 20' 25 = 25' 30 = 30'   |  |
| Wall Thick.                         | Butt Dia. | Anchorage                            | Shaft Style         | Mounting Options   |  | Finish   |  |
| B = .125"<br>D = .188"<br>F = .250" | 6 = 6"    | 4 = 4-Bolt Base<br>E = Direct Buried | SR = Straight Round | <b>TENON</b><br>T204 - 2-3/8" O.D. X 4"<br>T304 - 2-7/8" O.D. X 4"<br>T356 - 3-1/2" O.D. X 6"<br>T406 - 4" O.D. X 6"<br>TCUS - Custom Tenon**<br><br>**Specify O.D. and Height |  | <b>POWDER COAT COLORS</b><br>BK - Black Powder Coat<br>WH - White Powder Coat<br>DBZ - Dark Bronze Powder Coat<br>DGR - Dark Green Powder Coat<br>GY - Gray Powder Coat<br>CUS - Custom Color*<br><br>* Provide RAL # or Sample Color Chip |  |