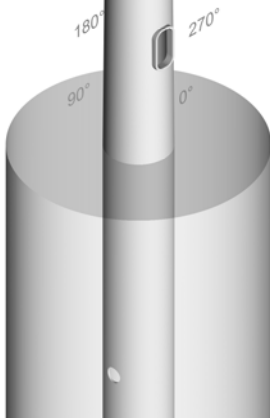
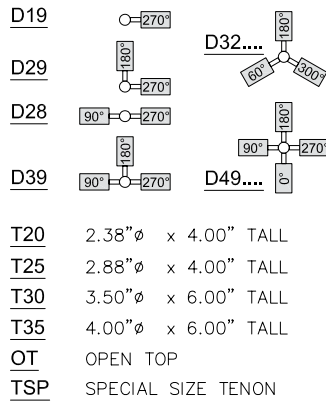





# LL-RTSDE Round Tapered Steel Direct Embed - Made in USA



Project Name	
Catalog #	
Job Type	
Prepared By	
Notes	



## Features

<b>Pole Shaft:</b>	Three pole shafts shall be a one section design conforming to ASTM A595 Grade A or ASTM A572 Grade 55 with a constant taper rate of .14 in/ft. Pole will be cylindrical in cross-section and will have a full length longitudinal weld.
<b>Embed:</b>	Wire way access 24" below ground line. Mastic coating available for additional protection of embedded pole.
<b>Handhole:</b>	A reinforced hand hole, having a nominal opening of 3"x 5" or 4" x 6.5" will be installed 18" above the base plate. A hand hole cover with hardware will be included along with grounding provisions.
<b>Pole Top:</b>	Each pole will be provided with a welded top plate and tenon or top cap for poles receiving drilling for side mount fixtures.
<b>Finish:</b>	Standard color finishes shall be coated with TGIC polyester powder or hot dip galvanized to ASTM A-123 specifications.

## Ordering Information

Catalog Number	POLE DIMENSIONS				EMBED DETAIL			x 1.3 GUST - MAX EPA <sup>2</sup> & WEIGHT (lbs)							
	HGT (ft)	BASE OD (in)	TOP OD (in)	Wall Thk (GA)	Mounting Height	Embed Length	Overall Length	90 MPH		100 MPH		110 MPH		120 MPH	
								EPA	WGT	EPA	WGT	EPA	WGT	EPA	WGT
LL-RTS-10-59-11-DE	10	5.9	4.08	11	10'-0	3'-0	13'-0	34	850	27	675	23	575	19	475
LL-RTS-20-70-11-DE	20	7	3.5	11	20'-0	5'-0	25'-0	21	525	17	425	14	350	12	300
LL-RTS-25-80-11-DE	25	8	3.8	11	25'-0	5'-0	30'-0	23	575	18	450	15	375	12	300
LL-RTS-30-85-11-DE	30	8.5	3.6	11	30'-0	5'-0	35'-0	21	525	16	400	14	350	11	275
LL-RTS-30-90-7-DE	30	9	4.1	7	30'-0	5'-0	35'-0	38	950	31	775	26	650	21	525
LL-RTS-35-95-11-DE	35	9.5	3.76	11	35'-0	6'-0	41'-0	21	525	17	425	14	350	12	300
LL-RTS-39-10-7-DE	39	10	3.7	7	39'-0	6'-0	45'-0	32	800	26	650	22	550	18	450