



Highbay Linear Premium Series



Description

The LITELUME™ High Bay Linear Premium Series (LL-HBLP) features a one-piece rugged Die-cast aluminum housing to enable a sturdy structure and superior thermal performance. Compact design and innovative contractor-friendly packaging for faster installation. State of the art optical lens that meets unified glare rating. The HBLP is designed for gymnasiums, factories, high performance installations and general warehouse lighting applications.

Fixture Information

Size:	52W/64W/78W/82W/96W/100W/ 104W/120W/123W/128W/130W/ 150W/160W/164W/180W/200W/ 205W/240W/246W/250W/300W/ 328W/410W
Housing:	Aluminum Alloy
Finish:	Protective powder coat
Color:	Standard: White (WH)
Lens:	Standard: Prismatic Diffuser
Operating temperature	-40° F to 122° F
Mounting:	Standard: 60" AirCraft Cable Set Optional: Pendant Mount Optional: Surface Mount
Voltage:	Standard: 120-277V, 480V
CRI:	80
Power factor	.95
THD:	<20%
Surge Protector:	Standard: 6KV
Sensor:	Standard: No sensor, Sharkward Base Plug and Play ready
Dimmable:	Standard: 0-10v continuous, 12Vdc auxiliary dimming
Warranty:	10-Year Limited Warranty

Performance Data

Lumen Output:

7,000 to 60,800 lm

Lumens Per Watt (typical):

140 to 171 lm/W

CCT:

4000K
5000K

Distribution

General HB
Narrow
Aisle

Lifespan:

Up to 100,000 running hours

Ratings & Certificates

UL Listed For Damp Location


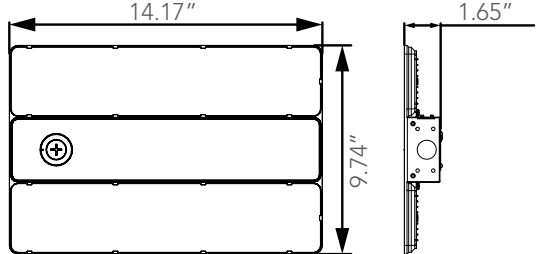





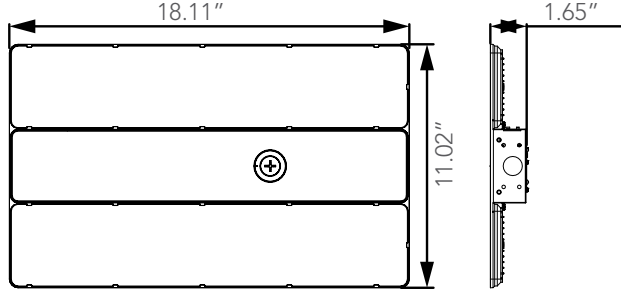
Dimension

Item	Width	Length	Height
LL-HBLP-[52][78][104][130]-2CCT-UNV-PD-WH	9.74"	14.17"	1.65"
LL-HBLP-[64][96][128][160]-2CCT-UNV-PD-WH	11.02"	18.11"	1.65"
LL-HBLP-[82][123][164][205]-2CCT-UNV-PD-WH	11.02"	18.11"	1.65"
LL-HBLP-[100][150][200][250]-2CCT-UNV-PD-WH	11.02"	26.77"	1.65"
LL-HBLP-[120][180][240][300]-2CCT-UNV-PD-WH	11.02"	26.77"	1.65"
LL-HBLP-[164][246][328][410]-2CCT-UNV-PD-WH	11.02"	36.33"	1.65"


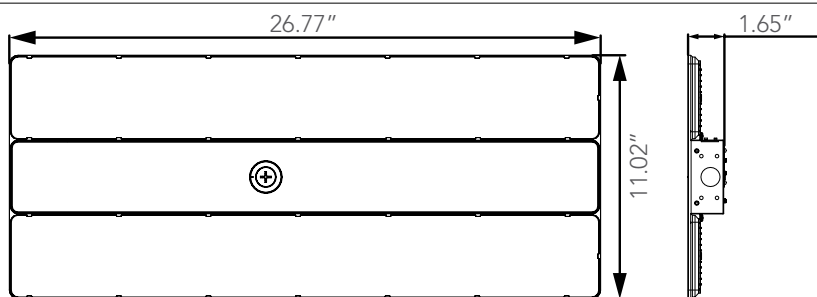
LL-HBLP-[52][78][104][130]-2CCT-UNV-PD-WH


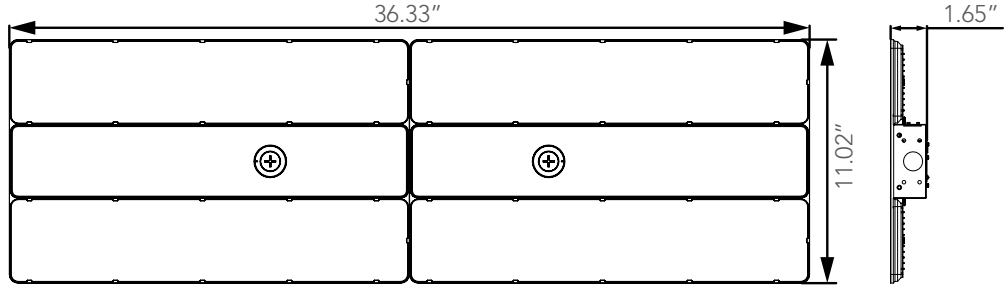
LL-HBLP-[64][96][128][160]-2CCT-UNV-PD-WH / LL-HBLP-[82][123][164][205]-2CCT-UNV-PD-WH

LL-HBLP-[100][150][200][250]-2CCT-UNV-PD-WH / LL-HBLP-[120][180][240][300]-2CCT-UNV-PD-WH





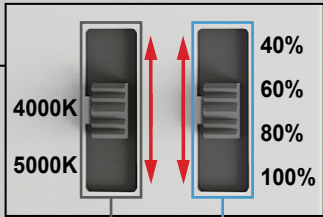
LL-HBLP-[164][246][328][410]-2CCT-UNV-PD-WH

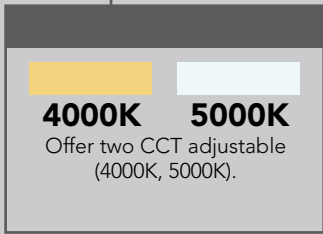


Features






CCT and Wattage
This fixture has the function of adjusting the lumens output and color temperature on-site.

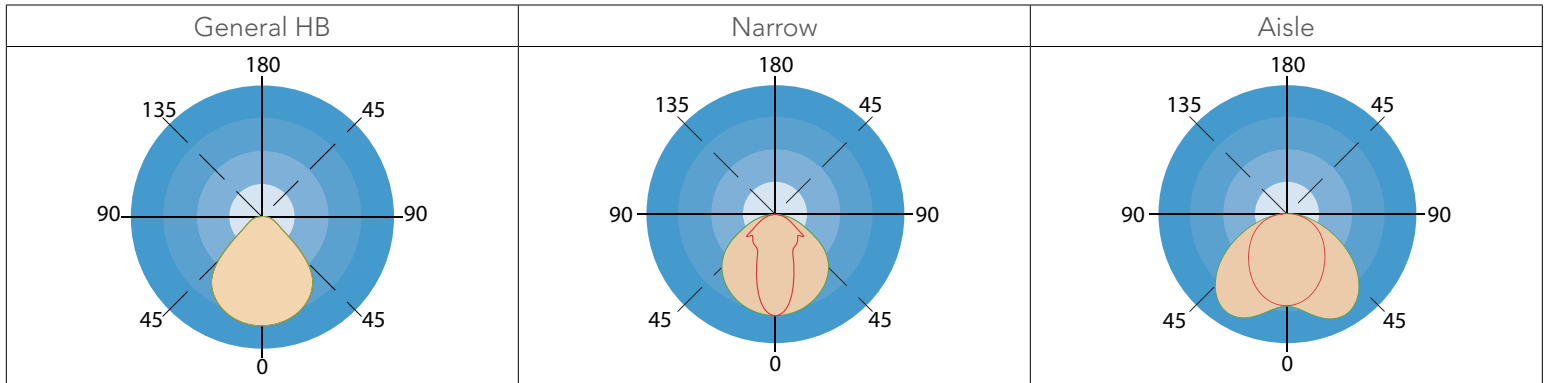


4000K 5000K
Offer two CCT adjustable (4000K, 5000K).



40% 60% 80% 100%
Each model supports 4 positions wattage regulation: 100 %, 80%, 60%, 40%

Photometrics



CCT and Wattage Adjustable

LL-HBLP-[52][78][104][130]-2CCT-UNV-PD-WH						
Switch Setting	System Watts	CRI	4000K		5000K	
			Lumens	LPW	Lumens	LPW
100%	130W	80	18500 lms	142 lm/W	18500 lms	142 lm/W
80%	104W	80	15200 lms	146 lm/W	15200 lms	146 lm/W
60%	78W	80	12100 lms	155 lm/W	12100 lms	155 lm/W
40%	52W	80	8200 lms	158 lm/W	8200 lms	158 lm/W

LL-HBLP-[64][96][128][160]-2CCT-UNV-PD-WH						
Switch Setting	System Watts	CRI	4000K		5000K	
			Lumens	LPW	Lumens	LPW
100%	160W	80	24100 lms	151 lm/W	24100 lms	151 lm/W
80%	128W	80	20000 lms	156 lm/W	20000 lms	156 lm/W
60%	96W	80	15500 lms	161 lm/W	15500 lms	161 lm/W
40%	64W	80	10600 lms	166 lm/W	10600 lms	166 lm/W



LL-HBLP-[82][123][164][205]-2CCT-UNV-PD-WH

Switch Setting	System Watts	CRI	4000K		5000K	
			Lumens	LPW	Lumens	LPW
100%	205W	80	30500 lms	149 lm/W	30500 lms	149 lm/W
80%	164W	80	25000 lms	152 lm/W	25000 lms	152 lm/W
60%	123W	80	19500 lms	159 lm/W	19500 lms	159 lm/W
40%	82W	80	14000 lms	171 lm/W	14000 lms	171 lm/W

LL-HBLP-[100][150][200][250]-2CCT-UNV-PD-WH

Switch Setting	System Watts	CRI	4000K		5000K	
			Lumens	LPW	Lumens	LPW
100%	250W	80	36100 lms	145 lm/W	36100 lms	145 lm/W
80%	200W	80	30200 lms	151 lm/W	30200 lms	151 lm/W
60%	150W	80	24000 lms	160 lm/W	24000 lms	160 lm/W
40%	100W	80	16400 lms	164 lm/W	16400 lms	164 lm/W




LL-HBLP-[120][180][240][300]-2CCT-UNV-PD-WH

Switch Setting	System Watts	CRI	4000K		5000K	
			Lumens	LPW	Lumens	LPW
100%	300W	80	42000 lms	140 lm/W	42000 lms	140 lm/W
80%	240W	80	36000 lms	150 lm/W	36000 lms	150 lm/W
60%	180W	80	28000 lms	156 lm/W	28000 lms	156 lm/W
40%	120W	80	20000 lms	167 lm/W	20000 lms	167 lm/W

LL-HBLP-[164][246][328][410]-2CCT-UNV-PD-WH

Switch Setting	System Watts	CRI	4000K		5000K	
			Lumens	LPW	Lumens	LPW
100%	410W	80	60600 lms	148 lm/W	60600 lms	148 lm/W
80%	328W	80	50000 lms	152 lm/W	50000 lms	152 lm/W
60%	246W	80	38400 lms	156 lm/W	38400 lms	156 lm/W
40%	164W	80	28000 lms	171 lm/W	28000 lms	171 lm/W

Mounting


60" AirCRAFT Cable Set (Standard)	Pendant Mount (Optional)	Surface Mount (Optional)
		



Accessories

<p>EM8</p> 	<p>EM15</p> 	<p>EM25</p> 	<p>EM30</p> 
<p>ANT-6-4T</p> 	<p>ANT-5-4T</p> 	<p>RC100</p> 	<p>Wireguard</p> 

Included Accessories

<p>60" AirCraft Cable Set</p> 
--



Project Name	
Catalog #	
Job Type	
Prepared By	
Notes	

Fixture Ordering Information

Part #	Wattage	Lumens	Kelvin	Voltage	Type Distribution
LL-HBLP-[52][78][104][130]-2CCT-UNV-PD-WH	52W/78W/104W/130W	8200/12100/15200/18500	4000K 5000K	120-277	HB
LL-HBLP-[64][96][128][160]-2CCT-UNV-PD-WH	64W/96W/128W/160W	10600/15500/20000/24100	4000K 5000K	120-277	HB
LL-HBLP-[82][123][164][205]-2CCT-UNV-PD-WH	82W/123W/164W/205W	14000/19500/25000/35000	4000K 5000K	120-277	HB
LL-HBLP-[100][150][200][250]-2CCT-UNV-PD-WH	100W/150W/200W/250W	16400/24000/30200/36100	4000K 5000K	120-277	HB
LL-HBLP-[120][180][240][300]-2CCT-UNV-PD-WH	120W/180W/240W/300W	20000/28000/36000/42000	4000K 5000K	120-277	HB
LL-HBLP-[164][246][328][410]-2CCT-UNV-PD-WH	164W/246W/328W/410W	28000/38400/50000/60600	4000K 5000K	120-277	HB
LL-HBLP-[52][78][104][130]-2CCT-480-PD-WH	52W/78W/104W/130W	8200/12100/15200/18500	4000K 5000K	480	HB
LL-HBLP-[64][96][128][160]-2CCT-480-PD-WH	64W/96W/128W/160W	10600/15500/20000/24100	4000K 5000K	480	HB
LL-HBLP-[82][123][164][205]-2CCT-480-PD-WH	82W/123W/164W/205W	14000/19500/25000/35000	4000K 5000K	480	HB
LL-HBLP-[100][150][200][250]-2CCT-480-PD-WH	100W/150W/200W/250W	16400/24000/30200/36100	4000K 5000K	480	HB
LL-HBLP-[120][180][240][300]-2CCT-480-PD-WH	120W/180W/240W/300W	20000/28000/36000/42000	4000K 5000K	480	HB
LL-HBLP-[164][246][328][410]-2CCT-480-PD-WH	164W/246W/328W/410W	28000/38400/50000/60600	4000K 5000K	480	HB

*Not all product variations listed on this page are DLC qualified. Visit www.designlights.org/search to confirm qualification

Accessories Ordering Information

Part #	Wattage
ANT-5-4T	Sharkward 12-24V DC 0-10V Plug And Play Microwave Sensor
ANT-6-4T	Sharkward 12-24V DC 0-10V Plug And Play PIR Sensor
ANT-6-4T-BLE-SR	Sharkward Silvair 12-24V DC 0-10v Plug And Play Bluetooth PIR Sensor
ANT-6-4T-BLE-GE	Homewell GEBC 12-24V DC 0-10v Plug And Play Bluetooth PIR Sensor
BRI-WS204-GE	Homewell GEBC 4-Button Wireless Wall Switch, 120VAC
RC-100	Remote Control 100
HBLP-AO-1	Aisle Optic Diffuser 130W HBLP
HBLP-NO-1	Narrow Optic Diffuser 130W HBLP
HBLP-AO-2	Aisle Optic Diffuser 160W/205W HBLP
HBLP-NO-2	Narrow Optic Diffuser 160W/205W HBLP
HBLP-AO-3	Aisle Optic Diffuser 250W/300W HBLP
HBLP-NO-3	Narrow Optic Diffuser 250W/300W HBLP
HBLP-AO-4	Aisle Optic Diffuser 410W HBLP
HBLP-NO-4	Narrow Optic Diffuser 410W HBLP
WG1-HBLP	Wireguard 130W HBLP
WG2-HBLP	Wireguard 160W/205W HBLP
WG3-HBLP	Wireguard 250W/300W HBLP
WG4-HBLP	Wireguard 410W HBLP
SMK-HBLP	Surface Mounting Kit For HBLP
CMB-HBLP	Center Mounting Box For HBLP
EM8	Emergency Battery Back Up 8W, 900 Lumens, 90 Minutes, 120-277V
EM15	Emergency Battery Back Up 15W, 2000 Lumens, 90 Minutes, 120-277V



EM25	Emergency Battery Back Up 25W, 3500 Lumens, 90 Minutes, 120-277V
EM30	Emergency Battery Back Up 30W, 4000 Lumens, 90 Minutes, 480V

* Please contact LITELUME for all Custom Option Requests

Buy American Act Compliant Ordering Information

Part #	Description
BAA-HBLP	Buy American Act Compliant for Highbay Linear Premium Series

* Please contact LITELUME for all Custom Option Requests