



Description

The LITELUME™ LED SQUARE (LL-SQUARE) incorporates a simple design with even distribution of lighting in this modern luminaire. Features a die-formed cold rolled steel housing with a high transmission PC lens for a soft appearance. Available in selectable wattage & CCT, high power factor and low THD.

Applications: commercial, residential, hospitality and entertainment.

Fixture Information

| | |
|---------------|---|
| Size: | 10W/15W/20W |
| Housing: | Die-formed cold rolled steel |
| Finish: | Protective powder coat |
| Color: | Standard: White (WH) Optional: Black (BK) Optional: Grey (GY) Optional: Bronze (BZ) Optional: CUS (CUS) |
| Mounting: | Standard: Ceiling Mount |
| Lens: | PC |
| CRI: | 80 |
| Power Factor: | .90 |
| THD: | <10% |
| Dimming: | Standard: 0-10V |
| Voltage: | Standard: 120-277V |
| Warranty: | 10-Year Limited Warranty |

Performance Data

Lumen Output:

1452 to 2369 lm

Lumens Per Watt (typical):

120 lm/W

CCT:

3000K
4000K
5000K

Ratings & Certificates

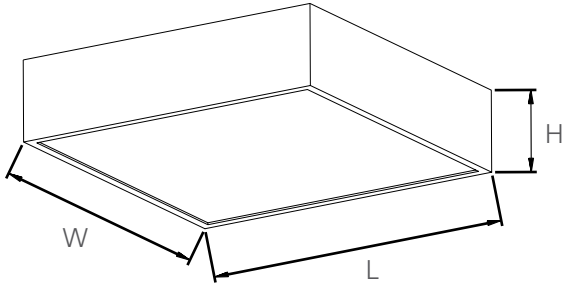
UL Listed for damp locations





Dimension

| Item | Width | Length | Height |
|-----------|-------|--------|--------|
| LL-SQUARE | 9.85" | 9.85" | 2.32" |



Control Module




WATT/CCT
SELECTABLE



Selectable CCT
Three position sliding switch
3000K/4000K/5000K



Selectable Power
Three position sliding switch
18W/24W/30W



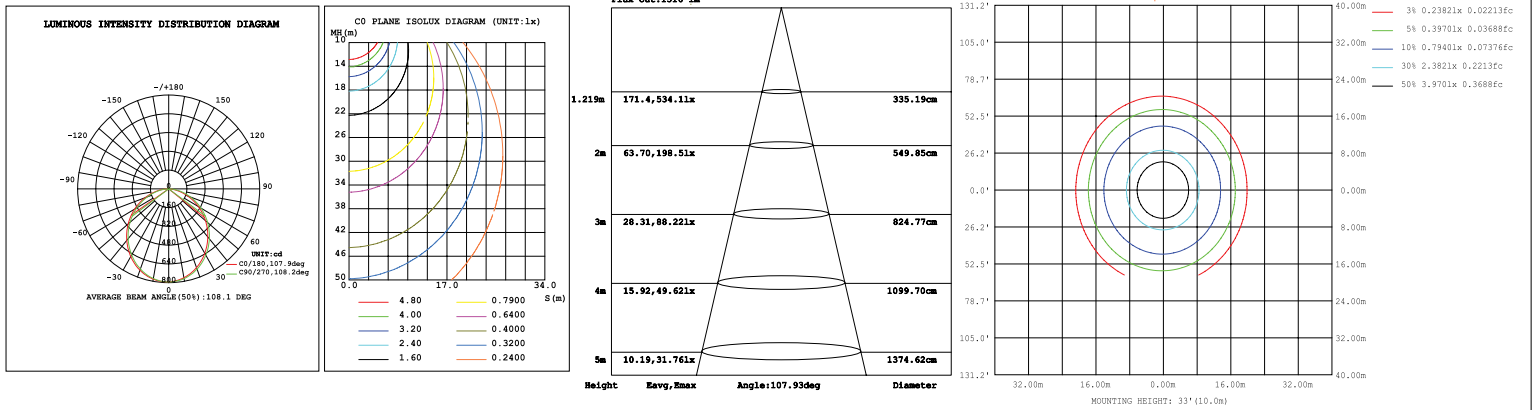
Accessories

| EM4 | ANT-3C | RC-100 |
|-----|--------|--------|
| | | |

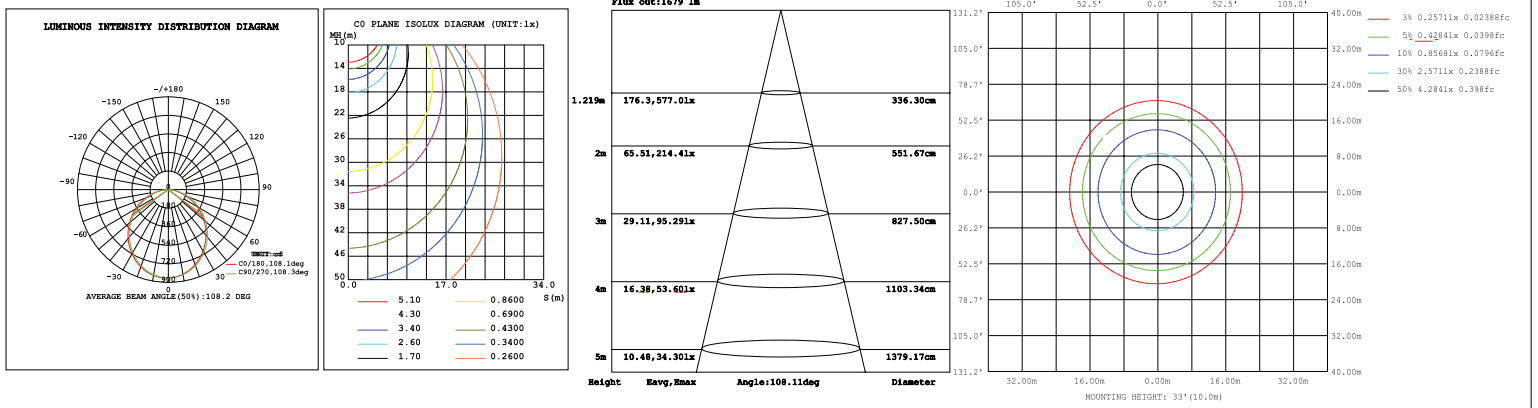


Photometrics

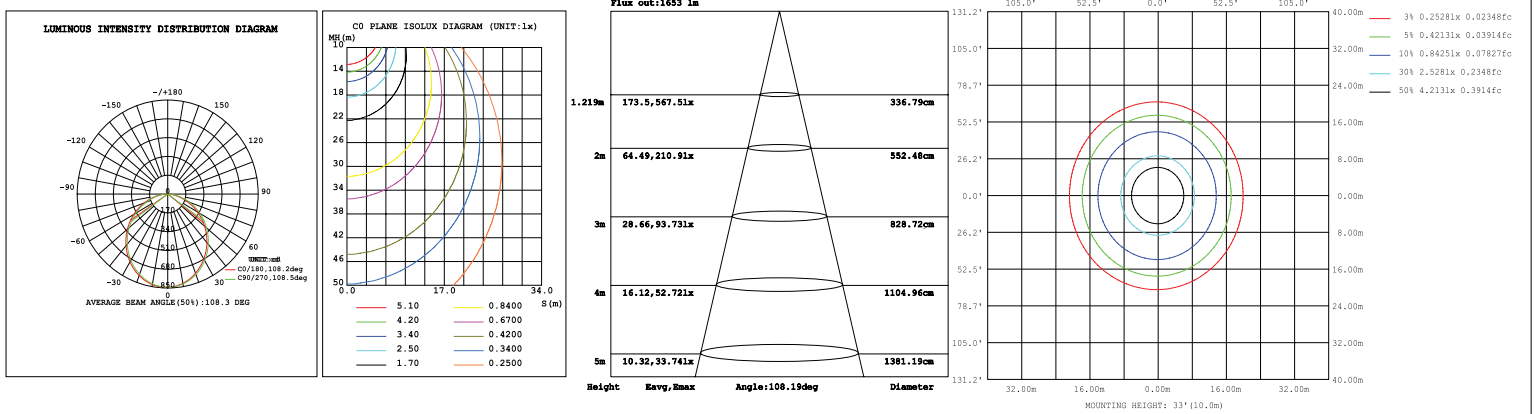
LL-SQUARE 20W 3000K



LL-SQUARE 20W 4000K



LL-SQUARE 20W 5000K





| | |
|---------------------|--|
| Project Name | |
| Catalog # | |
| Job Type | |
| Prepared By | |
| Notes | |

Fixture Ordering Information

| Part # | Wattage | Lumens | Kelvin | Voltage | Color |
|-------------------------------------|-------------|----------------|-------------------|----------|--------|
| LL-SQUARE-[10][15][20]-3CCT-UNV-WH | 10W/15W/20W | 1452/1927/2369 | 3000K 4000K 5000K | 120-277V | White |
| LL-SQUARE-[10][15][20]-3CCT-UNV-BK | 10W/15W/20W | 1452/1927/2369 | 3000K 4000K 5000K | 120-277V | Black |
| LL-SQUARE-[10][15][20]-3CCT-UNV-GY | 10W/15W/20W | 1452/1927/2369 | 3000K 4000K 5000K | 120-277V | Grey |
| LL-SQUARE-[10][15][20]-3CCT-UNV-BZ | 10W/15W/20W | 1452/1927/2369 | 3000K 4000K 5000K | 120-277V | Bronze |
| LL-SQUARE-[10][15][20]-3CCT-UNV-CUS | 10W/15W/20W | 1452/1927/2369 | 3000K 4000K 5000K | 120-277V | Custom |

Accessories Ordering Information

| Part # | Description |
|--------|---|
| ANT-3C | Sharkward 10-14V DC 0-10V Microwave Motion Sensor |
| RC100 | Remote Control 100 |
| EM4 | Emergency Battery Back Up, 4W, 90 Minutes |

* Please contact LITELUME for all Custom Option Requests