



Highbay Linear Full Body



*Shown with Diffused lens

Description

The Litelume Highbay Linear Full Body (LL-HBLFB) series is a group of full-body, premium-performance LED high bay luminaires. These luminaires are designed to illuminate a wide variety of settings, including commercial, industrial and retail settings such as warehouses, manufacturing plants, sporting venues and big-box retailers. With a painted, steel housing, this luminaire provides high levels of durability and performance. High-efficacy, long-life LEDs provide both energy and maintenance cost savings compared to traditional, High Intensity Discharge (HID) high bays.

Fixture Information

Size:	90W/135W/180W/215W/265W/ 320W/425W
Housing:	Panted Steel
Finish:	Protective powdercoat
Color:	Standard: White
Mounting:	Standard: Chain mounting with V hooks Optional: Surface Mount Pendant Mount Chain Mount
Lens:	Standard: No Lens Optional Clear or Diffused
CRI:	80
Temperature:	-20°C to 50°C
Voltage:	Standard: 120-277V Custom Option: 347-480V
Power Factor:	>.90
Sensor:	Standard: No sensor Passive Infrared Microwave
Warranty:	10-Year Limited Warranty

Performance Data

Lumen Output:

12,193 to 60,629 lm

Lumens Per Watt (typical):

140 to 142 lm/W

CCT:

4000K

5000K

Lifespan:

122,000 hours @ L70

Ratings & Certificates

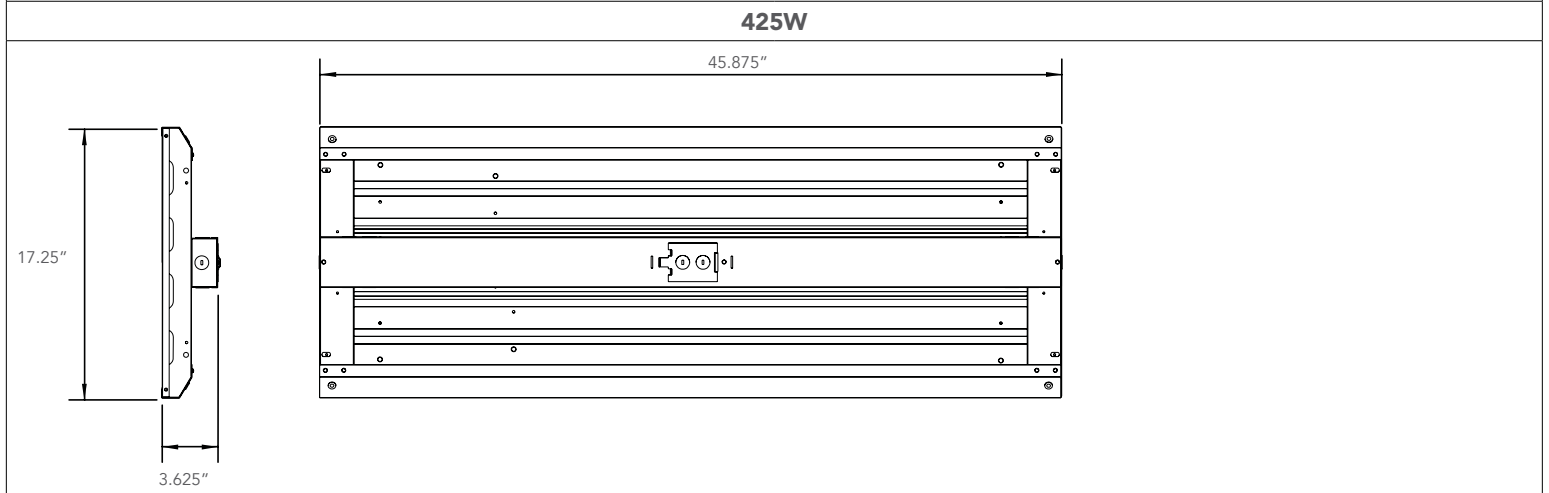
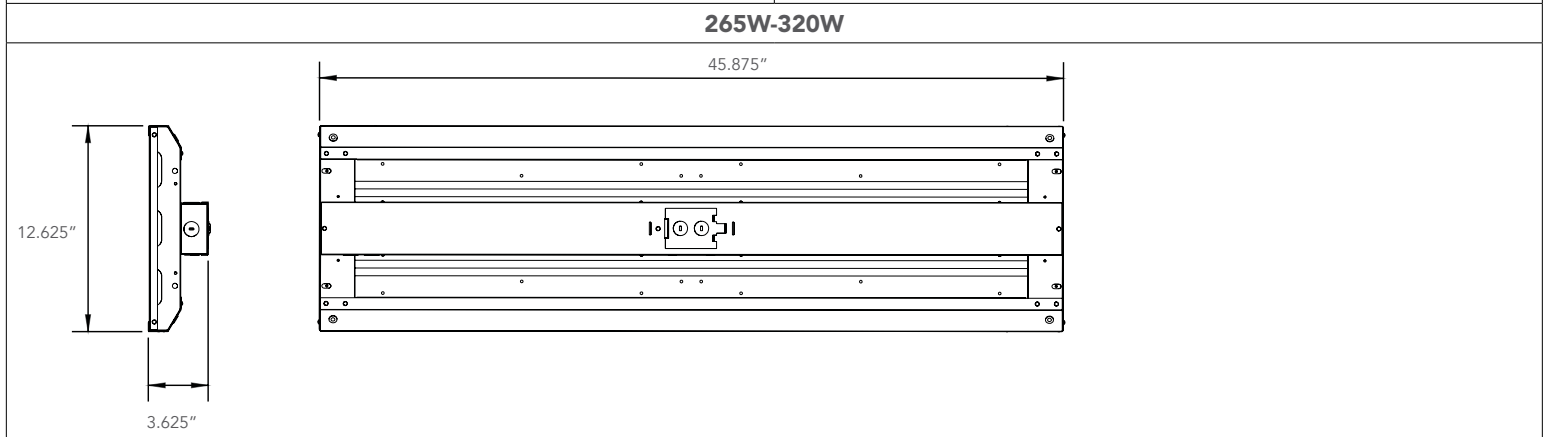
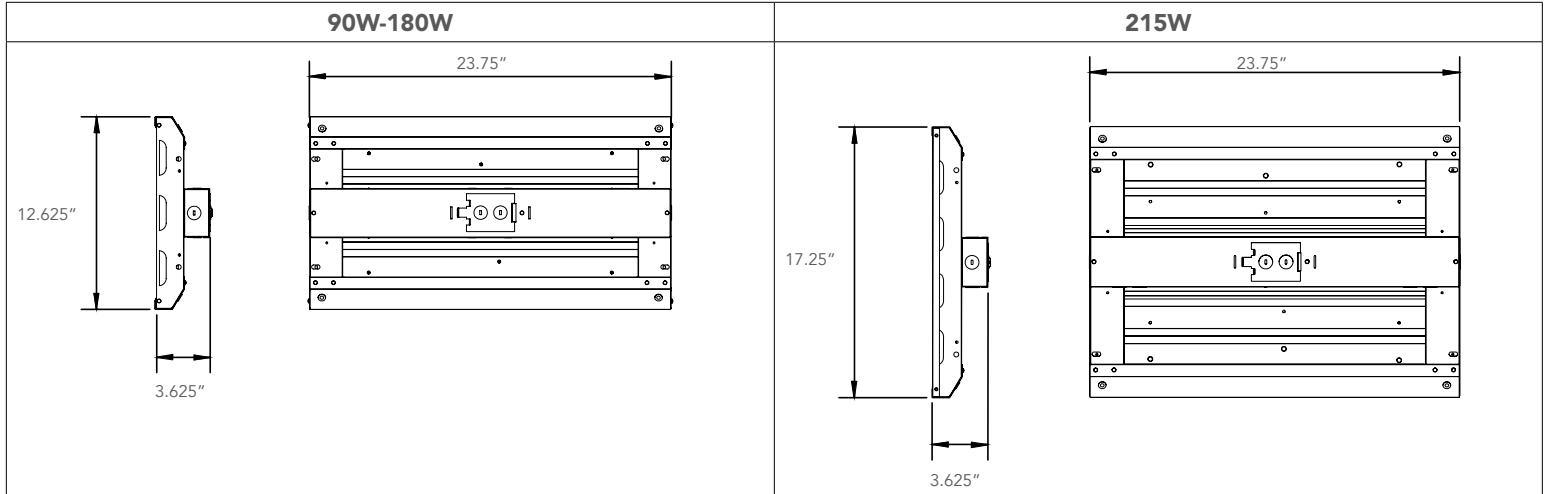
cULus Listed For Damp Location





Dimension

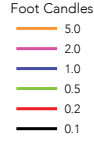
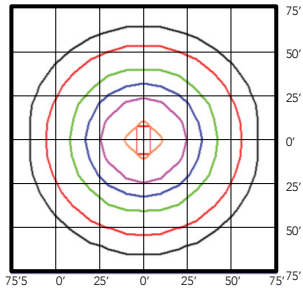
Item	Height	Width	Length	Weight
90W-180W	3.625"	12.625"	23.75"	11 lbs
215W	3.625"	17.25"	23.75"	14 lbs
265W-320W	3.625"	12.625"	45.875"	18.1 lbs
425W	3.625"	17.25"	45.875"	22.7 lbs





Photometrics:

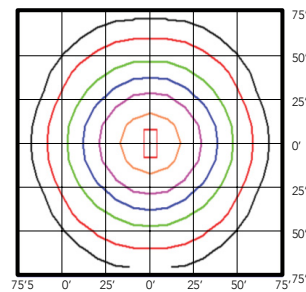
LL-HBLFB-90-50-UNV-WH



Notes:

- Isofootcandle plots depict initial foot-candles at grade.
- Gridlines represent units of mounting height of 25 feet.

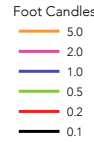
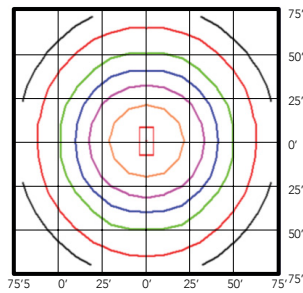
LL-HBLFB-135-50-UNV-WH



Notes:

- Isofootcandle plots depict initial foot-candles at grade.
- Gridlines represent units of mounting height of 25 feet.

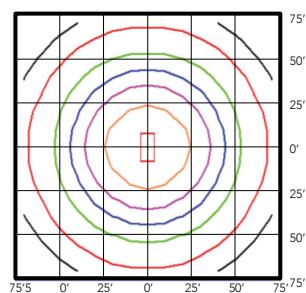
LL-HBLFB-180-50-UNV-WH



Notes:

- Isofootcandle plots depict initial foot-candles at grade.
- Gridlines represent units of mounting height of 25 feet.

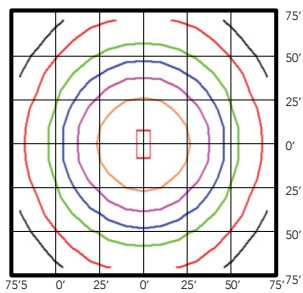
LL-HBLFB-215-50-UNV-WH



Notes:

- Isofootcandle plots depict initial foot-candles at grade.
- Gridlines represent units of mounting height of 25 feet.

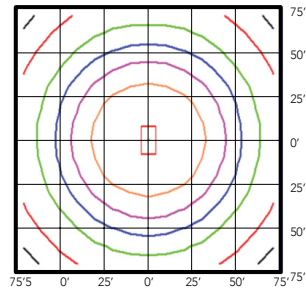
LL-HBLFB-265-50-UNV-WH



Notes:

- Isofootcandle plots depict initial foot-candles at grade.
- Gridlines represent units of mounting height of 25 feet.

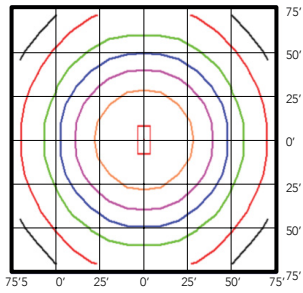
LL-HBLFB-320-50-UNV-WH



Notes:

- Isofootcandle plots depict initial foot-candles at grade.
- Gridlines represent units of mounting height of 25 feet.

LL-HBLFB-425-50-UNV-WH



Notes:

- Isofootcandle plots depict initial foot-candles at grade.
- Gridlines represent units of mounting height of 25 feet.



Project Name	
Catalog #	
Job Type	
Prepared By	
Notes	

Fixture Ordering Information

Part #	Wattage	Lumens	Kelvin	Voltage	Color
LL-HBLFB-90-50-UNV-WH	90	12394	5000	120-277	White
LL-HBLFB-90-40-UNV-WH	90	12193	4000	120-277	White
LL-HBLFB-135-50-UNV-WH	135	18564	5000	120-277	White
LL-HBLFB-135-40-UNV-WH	135	18401	4000	120-277	White
LL-HBLFB-180-50-UNV-WH	180	24603	5000	120-277	White
LL-HBLFB-180-40-UNV-WH	180	24457	4000	120-277	White
LL-HBLFB-215-50-UNV-WH	215	30356	5000	120-277	White
LL-HBLFB-215-40-UNV-WH	215	29929	4000	120-277	White
LL-HBLFB-265-50-UNV-WH	265	37996	5000	120-277	White
LL-HBLFB-265-40-UNV-WH	265	37590	4000	120-277	White
LL-HBLFB-320-50-UNV-WH	320	44460	5000	120-277	White
LL-HBLFB-320-40-UNV-WH	320	44235	4000	120-277	White
LL-HBLFB-425-50-UNV-WH	425	60629	5000	120-277	White
LL-HBLFB-425-40-UNV-WH	425	59278	4000	120-277	White

Mounting Ordering Information

Part #	Description
HBLFB-SMK-12.625WIDE	Surface-mount kit – 90W, 135W, 180W, 265W & 320W
HBLFB-SMK-17.25WIDE	Surface-mount kit – 215W & 425W
HBLFB-PMK	Pendant-mount kit – 90W, 135W, 180W, 265W, 320W, & 425W
HBLFB-PMK8	Pendant-mount kit – 215W
HBLFB-CMK3	Cable-mounting kit, 3 meters long
HBLFB-CMK5	Cable-mounting kit, 5 meters long

* Please contact LITELUME for all Custom Option Requests

Accessories Ordering Information

Part #	Description
HBLFB-CRLENS-12X23	Clear lens – 90W, 135W & 180W
HBLFB-CRLENS-17X23	Clear lens – 215W
HBLFB-CRLENS-12X45	Clear lens – 265W & 320W
HBLFB-CRLENS-17X45	Clear lens – 425W
HBLFB-DIFLENS-12X23	Diffuse lens – 90W, 135W & 180W
HBLFB-DIFLENS-17X23	Diffuse lens – 215W
HBLFB-DIFLENS-12X45	Diffuse lens – 265W & 320W
HBLFB-DIFLENS-17X45	Diffuse lens – 425W
HBLFB-WG-12X23	Wire-guard kit – 90W, 135W & 180W
HBLFB-WG-17X23	Wire-guard kit – 215W



HBLFB-WG-12X45	Wire-guard kit – 265W & 320W
HBLFB-WG-17X45	Wire-guard kit – 425W
OS	Passive infrared **ONLY AVAILABLE FOR 120-277V** *ON/OFF ONLY*
ODS	Microwave Sensor **ONLY AVAILABLE FOR 120-277V**
HBLFB-ODS-REMOTE	Remote Control For ODS Sensor
EM12	Emergency Driver (1200 lumens)
EM16	Emergency Driver (1600 lumens)
EM20	Emergency Driver (2000 lumens)
EM24	Emergency Driver (2400 lumens)
EC12	Emergency Driver (1200 lumens) - California Energy Commission (CEC) listed
EC16	Emergency Driver (1600 lumens) - California Energy Commission (CEC) listed
EC20	Emergency Driver (2000 lumens) - California Energy Commission (CEC) listed
EC24	Emergency Driver (2400 lumens) - California Energy Commission (CEC) listed
SUB "UNV" WITH "480"	480 Volt

* Please contact LITELUME for all Custom Option Requests