



# Style 20 Straight Round Aluminum Pole

Made in USA - Virginia

## LL-VA-S20-SR

### Style 20 - Structural

The pole shaft will be constructed of seamless extruded tube of 6063 Aluminum Alloy per the requirements of ASTM B221. The shaft shall be joined to the structural base by means of a complete circumferential weld in accordance with AWS Specification D1.2. The assembly shall be full-length heat-treated after weld to produce a T6 temper.



#### BASE

Cast Aluminum, 1-Piece Structural Pedestal Base of Alloy 356 per ASTM B26 or B108. The base shall have an access door with cast aluminum cover and stainless steel attaching hardware. An internal grounding provision will be provided opposite the access door.

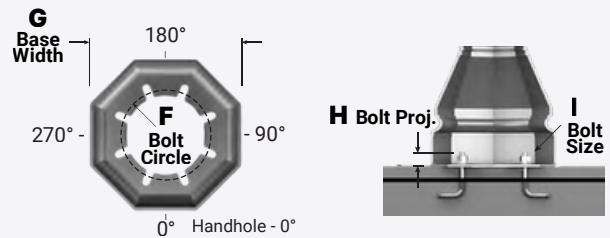
#### VIBRATION DAMPER

When determined necessary by LITELUME, a Vibration Damper will be factory-installed inside the pole shaft. Customer specification of the damper is available.



#### ANCHORAGE

Anchorage Kit will include four (4) L-shaped Steel Anchor Bolts conforming to AASHTO M314-90 Grade 55. Ten inches (10") of threaded end will be galvanized per ASTM A153. Kits will contain four (4) Hex Nuts, four (4) Lock Washers, and four (4) Flat Washers (all components Galvanized Steel). A bolt circle template will be provided.



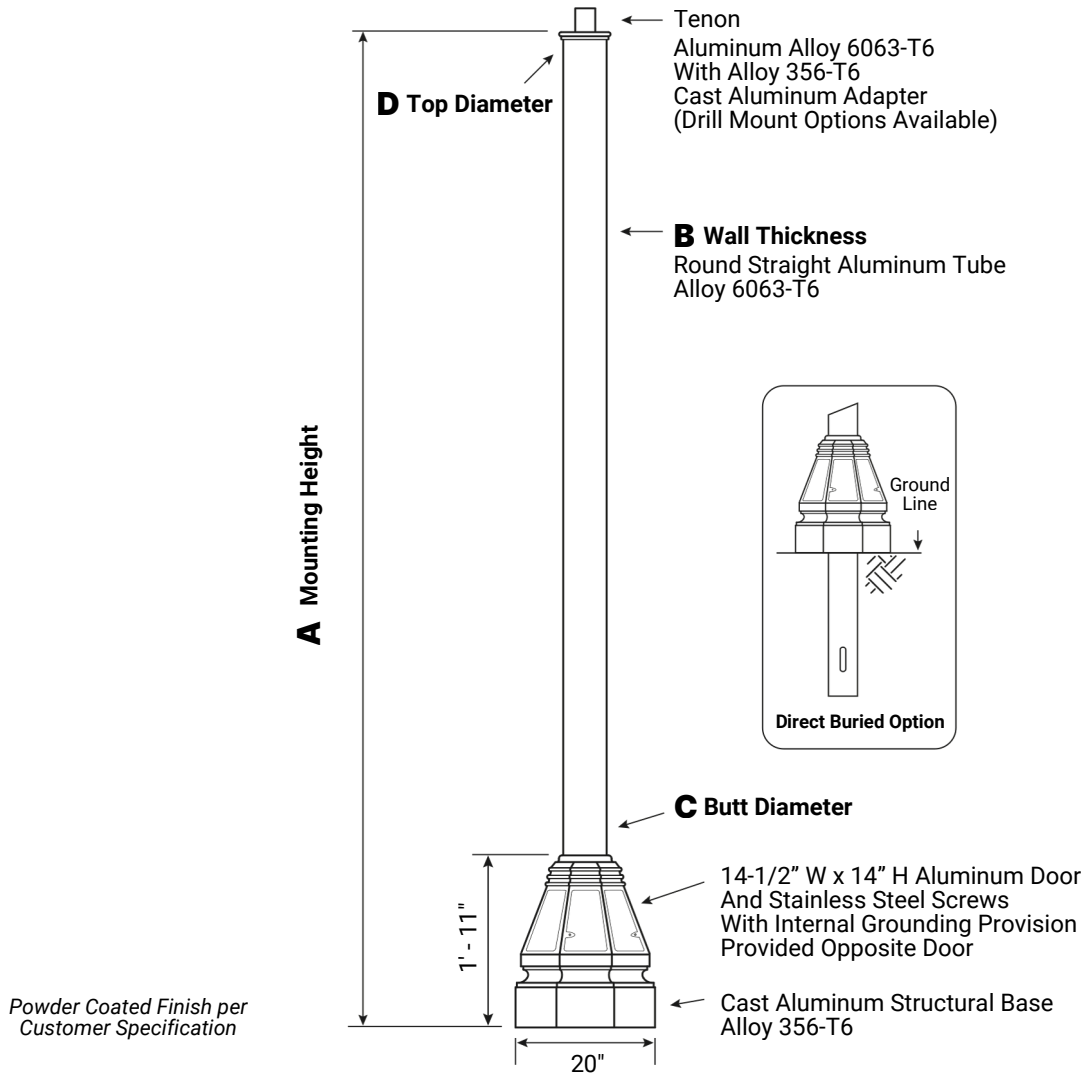
**NOTE:** All Style 20 pole options may be specified in designs utilizing Direct Buried anchorage.

**WARNING:** Do not install light pole without luminaire.



# Style 20 Straight Round Aluminum Pole

Made in USA - Virginia



C	D	F		G	H	I
Butt Dia.	Top Dia.	Bolt Cir. Dia.		Base Width	Bolt Proj.	Bolt Size
5	5	12 - 15 ■	13 - 15 ◆	20	2.5	1 x 36 x 4
6	6	12 - 15 ■	13 - 15 ◆	20	2.5	1 x 36 x 4
7	7	12 - 15 ■	13 - 15 ◆	20	2.5	1 x 36 x 4
8	8	12 - 15 ■	13 - 15 ◆	20	2.5	1 x 36 x 4

■ Square Bolt Pattern ◆ Diamond Bolt Pattern

Dimensions in Inches



# Style 20 Straight Round Aluminum Pole

Made in USA - Virginia

## CATALOG NUMBER SYSTEM

The catalog number for LITELUME poles utilizes the following identification system.

### Catalog Number Example

LL-VA-S20-18-B-5-4-SR-BK

Style 20 Structural Base, 18' Mounting Height, .125" Wall Thickness, 5" Butt Diameter, 4-Bolt Base, Straight Round Shaft, Black Powder Coat Finish



A	B	C	TOTAL LUM. WEIGHT	MAXIMUM EPA						CATALOG NUMBER
				90	100	110	120	130	140	
MTG. HGT.	Wall Thickness	Butt Dia.								
8	0.188	5	100	28.5	23.0	18.7	15.6	13.2	11.4	LL-VA-S20-08-D-5-4-SR-**
	0.125	6	100	37.7	30.5	24.8	20.8	17.7	15.2	LL-VA-S20-08-B-6-4-SR-**
	0.125	7	100	52.0	42.0	34.4	28.9	24.5	21.1	LL-VA-S20-08-B-7-4-SR-**
10	0.125	5	100	19.9	16.0	12.8	10.5	8.9	7.6	LL-VA-S20-10-B-5-4-SR-**
	0.188	5	100	22.2	17.8	14.3	11.8	10.0	8.6	LL-VA-S20-10-D-5-4-SR-**
	0.125	6	100	29.8	24.0	19.4	16.2	13.7	11.7	LL-VA-S20-10-B-6-4-SR-**
	0.125	7	100	41.5	33.5	27.3	22.8	19.4	16.6	LL-VA-S20-10-B-7-4-SR-**
12	0.125	5	100	15.6	12.4	9.8	8.0	6.7	5.7	LL-VA-S20-12-B-5-4-SR-**
	0.188	5	100	17.8	14.2	11.2	9.2	7.7	6.6	LL-VA-S20-12-D-5-4-SR-**
	0.125	6	100	24.2	19.5	15.5	12.9	10.9	9.3	LL-VA-S20-12-B-6-4-SR-**
	0.188	6	100	29.0	23.3	18.6	15.6	13.2	11.2	LL-VA-S20-12-D-6-4-SR-**
	0.125	7	100	34.1	27.5	22.2	18.5	15.7	13.4	LL-VA-S20-12-D-6-4-SR-**
	0.188	8	100	57.0	46.0	37.4	31.4	26.6	22.9	LL-VA-S20-12-D-8-4-SR-**
14	0.125	5	100	12.5	9.8	7.5	6.0	5.0	4.2	LL-VA-S20-14-B-5-4-SR-**
	0.188	5	100	14.4	11.4	8.8	7.2	6.0	5.0	LL-VA-S20-14-D-5-4-SR-**
	0.125	6	100	19.7	15.8	12.3	10.2	8.6	7.3	LL-VA-S20-14-B-6-4-SR-**
	0.188	6	100	24.1	19.4	15.2	12.6	10.6	9.1	LL-VA-S20-14-D-6-4-SR-**

Continued on Next Page

\*4-Bolt Base Anchorage shown. For direct buried design replace -4 in catalog number with -E.



# Style 20 Straight Round Aluminum Pole

Made in USA - Virginia

A	B	C	TOTAL LUM. WEIGHT	MAXIMUM EPA						CATALOG NUMBER
				90	100	110	120	130	140	
MTG. HGT.	Wall Thickness	Butt Dia.								
14	0.125	7	100	28.6	23.0	18.3	15.2	12.9	11.0	LL-VA-S20-14-B-7-4-SR-**
	0.188	7	100	29.2	23.5	18.7	15.6	13.2	11.2	LL-VA-S20-14-D-7-4-SR-**
	0.188	8	100	48.2	38.8	31.4	26.2	22.2	19.1	LL-VA-S20-14-D-8-4-SR-**
16	0.125	5	100	9.7	7.6	5.6	4.3	3.5	2.9	LL-VA-S20-16-B-5-4-SR-**
	0.188	5	100	11.6	9.1	6.8	5.4	4.4	3.7	LL-VA-S20-16-D-5-4-SR-**
	0.125	6	100	16.0	12.8	9.7	8.0	6.7	5.6	LL-VA-S20-16-D-5-4-SR-**
	0.188	6	100	19.8	15.9	12.2	10.2	8.5	7.2	LL-VA-S20-16-D-6-4-SR-**
	0.125	7	100	23.4	18.8	14.7	12.2	10.3	8.7	LL-VA-S20-16-B-7-4-SR-**
	0.188	7	100	24.2	19.4	15.2	12.6	10.6	9.1	LL-VA-S20-16-D-7-4-SR-**
	0.188	8	100	40.4	32.6	26.2	21.8	18.4	15.8	LL-VA-S20-16-D-8-4-SR-**
18	0.125	5	80	7.6	5.8	4.1	3.0	2.4	2.0	LL-VA-S20-18-B-5-4-SR-**
	0.188	5	100	9.4	7.2	5.2	4.0	3.2	2.6	LL-VA-S20-18-D-5-4-SR-**
	0.125	6	100	12.9	10.3	7.5	6.1	5.1	4.3	LL-VA-S20-18-B-6-4-SR-**
	0.188	6	100	16.5	13.2	9.9	8.1	6.8	5.7	LL-VA-S20-18-D-6-4-SR-**
	0.125	7	100	19.5	15.6	12.0	9.9	8.3	7.0	LL-VA-S20-18-B-7-4-SR-**
	0.188	7	100	20.4	16.3	12.5	10.4	8.6	7.4	LL-VA-S20-18-D-7-4-SR-**
	0.188	8	100	34.5	27.8	22.0	18.4	15.5	13.2	LL-VA-S20-18-D-8-4-SR-**
20	0.125	5	60	5.9	4.4	2.8	1.9	1.5	1.2	LL-VA-S20-20-B-5-4-SR-**
	0.188	5	40	7.5	5.6	3.8	2.8	2.2	1.7	LL-VA-S20-20-D-5-4-SR-**
	0.125	6	100	10.4	8.2	5.7	4.6	3.7	3.1	LL-VA-S20-20-B-6-4-SR-**
	0.188	6	100	13.8	11.0	8.0	6.4	5.4	4.4	LL-VA-S20-20-D-6-4-SR-**
	0.125	7	100	16.3	13.0	9.7	7.9	6.6	5.6	LL-VA-S20-20-B-7-4-SR-**
	0.188	7	100	17.2	13.8	10.3	8.4	7.0	6.0	LL-VA-S20-20-D-7-4-SR-**
	0.188	8	100	29.7	23.8	18.7	15.5	13.0	11.2	LL-VA-S20-20-D-8-4-SR-**
25	0.125	5	80	2.1	1.2	-	-	-	-	LL-VA-S20-25-B-5-4-SR-**
	0.188	5	40	3.9	2.6	1.1	-	-	-	LL-VA-S20-25-D-5-4-SR-**
	0.125	6	60	6.0	4.6	2.4	1.8	1.3	1.0	LL-VA-S20-25-B-6-4-SR-**

Continued on Next Page

\*4-Bolt Base Anchorage shown. For direct buried design replace -4 in catalog number with -E.



# Style 20 Straight Round Aluminum Pole

Made in USA - Virginia

A	B	C	TOTAL LUM. WEIGHT	MAXIMUM EPA						CATALOG NUMBER
				90	100	110	120	130	140	
MTG. HGT.	Wall Thickness	Butt Dia.								
25	0.188	6	40	8.8	6.8	4.2	3.2	2.6	2.0	LL-VA-S20-25-D-6-4-SR-**
	0.125	7	100	10.3	8.0	5.3	4.2	3.4	2.8	LL-VA-S20-25-B-7-4-SR-**
	0.188	7	100	11.4	9.0	6.1	4.8	4.0	3.2	LL-VA-S20-25-D-7-4-SR-**
	0.188	8	100	21.0	16.8	12.6	10.4	8.6	7.2	LL-VA-S20-25-D-8-4-SR-**
30	0.188	5	45	1.2	-	-	-	-	-	LL-VA-S20-30-D-5-4-SR-**
	0.125	6	80	2.3	1.5	-	-	-	-	LL-VA-S20-30-B-6-4-SR-**
	0.188	6	55	5.1	3.8	1.4	-	-	-	LL-VA-S20-30-D-6-4-SR-**
	0.250	6	40	5.1	3.8	1.4	0.8	0.5	-	LL-VA-S20-30-F-6-4-SR-**
	0.125	7	60	6.3	4.8	2.3	1.6	1.2	-	LL-VA-S20-30-B-7-4-SR-**
	0.188	7	40	7.4	5.6	3.0	2.2	1.6	1.2	LL-VA-S20-30-D-7-4-SR-**
	0.188	8	100	15.2	12.0	8.3	6.7	5.4	4.5	LL-VA-S20-30-D-8-4-SR-**
35	0.188	6	55	2.3	1.4	-	-	-	-	LL-VA-S20-35-D-6-4-SR-**
	0.125	7	80	2.7	1.8	-	-	-	-	LL-VA-S20-35-B-7-4-SR-**
	0.188	7	100	4.2	3.0	-	-	-	-	LL-VA-S20-35-D-7-4-SR-**
	0.250	7	40	4.2	3.0	0.6	-	-	-	LL-VA-S20-35-F-7-4-SR-**
	0.188	8	40	10.8	8.4	5.0	3.9	3.0	2.4	LL-VA-S20-35-D-8-4-SR-**

**EPA Notes:**

Effective Projected Area (EPA) in square feet. EPA's calculated using wind velocity (mph) indicated in accordance with 2015 AASHTO LRFD (7th Edition) using a 50-year design life. Maximum EPA is based on the luminaire weight shown. Increased luminaire weight may reduce maximum EPA. If weight is exceeded, or if other design life or code is required, please consult the factory.

\*4-Bolt Base Anchorage shown. For direct buried design replace -4 in catalog number with -E.



# Style 20 Straight Round Aluminum Pole

Made in USA - Virginia

## MOUNTING OPTIONS

### Side Drill Mount

Includes removable pole cap.  
**NOTE:** A luminaire drilling template must be supplied at time of order.

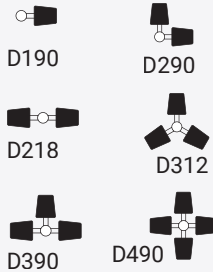


### Tenon Mount

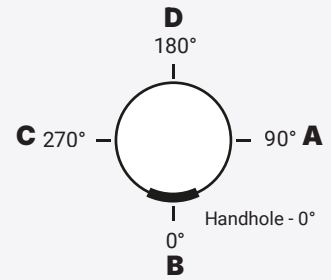
For Tenon Mount applications specify both Tenon diameter and length.



### Drill Mount Options



### Pole Orientation



PROJECT NAME	
CATALOG #	
JOB TYPE	
PREPARED BY	
NOTES	

## ORDERING GUIDE

Brand		Location		Base Style		Height	
LL LITELUME		VA Virginia		S20 Style 20		8 = 8' 10 = 10' 12 = 12' 14 = 14' 16 = 16' 18 = 18' 20 = 20' 25 = 25' 30 = 30' 35 = 35'	
Wall Thick.	Butt Dia.	Anchorage	Shaft Style	Mounting Options		Finish	
B = .125" D = .188" F = .250"	5 = 5" 6 = 6" 7 = 7" 8 = 8"	4 = 4-Bolt Base E = Direct Buried	SR = Straight Round	<b>TENON</b> <b>T204</b> - 2-3/8" O.D. X 4" <b>T304</b> - 2-7/8" O.D. X 4" <b>T356</b> - 3-1/2" O.D. X 6" <b>T406</b> - 4" O.D. X 6" <b>TCUS</b> - Custom Tenon**  **Specify O.D. and Height		<b>POWDER COAT COLORS</b> <b>BK</b> - Black Powder Coat <b>WH</b> - White Powder Coat <b>DBZ</b> - Dark Bronze Powder Coat <b>DGR</b> - Dark Green Powder Coat <b>GY</b> - Gray Powder Coat <b>CUS</b> - Custom Color*  * Provide RAL # or Sample Color Chip	