



LL-SSS

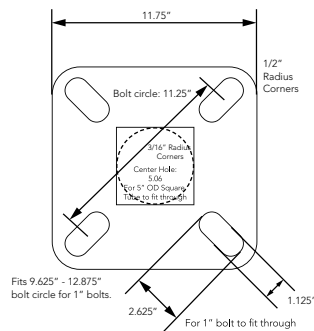
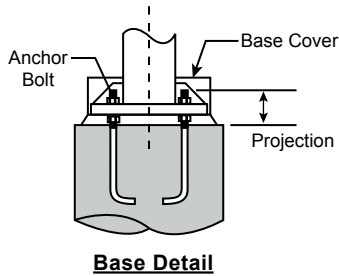
Square Straight Steel Pole - Made in USA



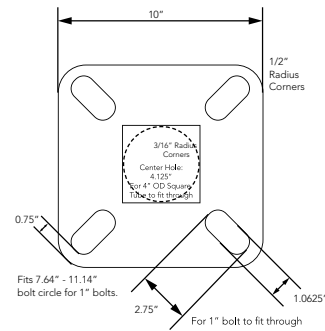
Project Name	
Catalog #	
Job Type	
Prepared By	
Notes	

Features

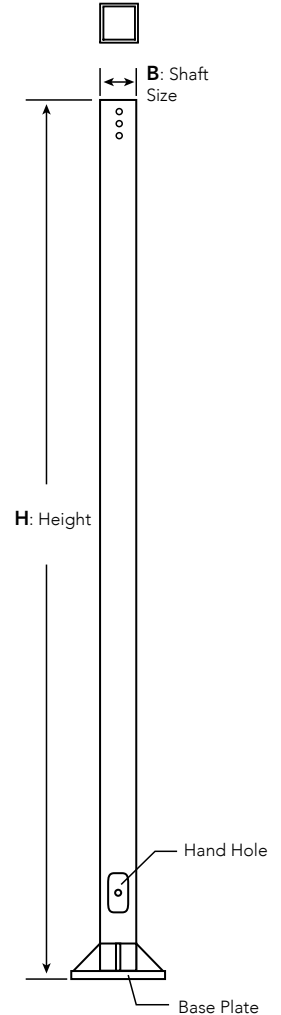
Pole Shaft:	Square, fabricated with ASTM A500 Grade B tubing, meets or exceeds minimum yield strength of 46,000 PSI. Shaft is furnished with ground lug inside pole, with opposite hand hole opening. Hand hole is 12" center line from base plate.
Base Plate:	Steel Plate base is ASTM-A36 hot rolled steel, meets or exceeds minimum yield strength of 36,000 PSI.
Base Cover:	Die-formed from heavy gauge aluminum. Two piece cover for easy installation.
Pole Cap:	Polymer snap-to-close pole cap provided in black.
Finish:	Textured thermoset polyester powder coat is applied and the oven-baked at a temperature of 400°F. Pole finish is warranted for a full one (1) year. An optional three (3) year extended warranty is also available. (external prime coat and internal rust inhibiting coating).
Anchor Bolts:	Poles are provided with hot-dip galvanized anchor bolts, "J" bend on one end and two flat hex bolts end and two flat washers per bolt. Anchor bolts meet or exceed a minimum of 36,000 PSI.



1" Base Plate



3/4" Base Plate



Ordering Information

Model	Height (H)	Shaft (B)	Gauge	Mounting	Finish	Option
LL-SSS	10'	4"	11 (11G) 7 (7G)	DM1 (Drill Mount 1) DM290 (Drill Mount 2 @ 90) DM2180 (Drill Mount 2 @ 180) DM3120 (Drill Mount 3 @ 90) DM490 (Drill Mount 4 @ 90) PT238 (Post Tenon Top 2 3/8" OD x 4") PT3 (Post Tenon Top 3" OD x 4")	BZ (Bronze) WH (White) BK (Black) GR (Green) GY (Gray) CUS (Custom)	FO (Festoon Outlet Less Electrical) * FOGI (Festoon Outlet w/GFI Less Electrical) * EHH (Extra Hand Hole) ** VD (Vibration Dampener)
	12'					
	14'					
	16'					
	18'					
	20'					
	25'					
	20'	5"	11 (11G) 7 (7G)			
	22'					
25'						
30'	6"	7 (7G)				
28'						
30'						
35'						

*Standard: 24" above pole base on same side as hand hole, Optional: Specify the location and height above the base of pole in inches. O = Opposite side of hand hole, R = Right side of hand hole, L = Left side of



hand hole. Example, H36-O = 36" height on opposite side of hand hole.

**Specify the location and height above the base of pole in inches. O = Opposite side of hand hole, R = Right side of hand hole, L = Left side of hand hole. Example, H36-O = 36" height on opposite side of hand hole.

Effective Projected Area (EPA) Wind Ratings

Pole Height	Maximum Allowable EPA (ft ²) with 1.3 gust	Outside Dimension	Pole Gauge	Base Plate	Anchor Bolts
	100 mph				
10'	18.4	4"	11	10"	3/4" x 30"
12'	13.7	4"	11	10"	3/4" x 30"
14'	10.6	4"	11	10"	3/4" x 30"
16'	10.1	4"	11	10"	3/4" x 30"
18'	6.0	4"	11	10"	3/4" x 30"
20'	4.3	4"	11	10"	3/4" x 30"
20'	8.2	4"	7	10"	3/4" x 30"
20'	8.9	5"	11	11.75"	1" x 36"
20'	16.7	5"	7	11.75"	1" x 36"
22'	1.9	4"	11	11.75"	1" x 36"
22'	5.4	4"	7	11.75"	1" x 36"
22'	5.4	5"	11	11.75"	1" x 36"
22'	11.1	5"	7	11.75"	1" x 36"
25'	1.3	4"	11	11.75"	1" x 36"
25'	5.2	4"	7	11.75"	1" x 36"
25'	4.0	5"	11	11.75"	1" x 36"
25'	9.5	5"	7	11.75"	1" x 36"
28'	1.4	4"	7	11.75"	1" x 36"
28'	1.3	5"	11	11.75"	1" x 36"
28'	4.4	5"	7	11.75"	1" x 36"
28'	9.4	6"	7	11.75"	1" x 36"
30'	1.2	5"	11	11.75"	1" x 36"
30'	4.0	5"	7	11.75"	1" x 36"
30'	8.4	6"	7	11.75"	1" x 36"
35'	1.8	5"	7	11.75"	1" x 36"
35'	3.8	6"	7	11.75"	1" x 36"

