




# Back Lit Panel Econolume Series



\*Not all product variations listed on this page are DLC qualified. Visit [www.designlights.org/search](http://www.designlights.org/search) to confirm qualification



## Description

The Litelume LED Back Lit Panel (LL-BLPECO) Econolume Series is a recessed, surface or suspended mounted luminaire designed for retrofit or new construction. This architectural fixture adopts the latest in optical and LED technology providing an evenly pleasant volumetric illuminance. Featuring 3 level lumen output and 3 color adjustable CCT, allowing for customized energy savings and comfortability. High Power factor .90 and low THD.

## Fixture Information

|                        |   |
|------------------------|---|
| Size:                  | 20W/25W/30W/35W/40W/46W   |
| Color:                 | Standard: White   |
| Mounting:              | Standard: Recessed<br>Optional: See accessories                   |
| Dimmable:              | Standard: 0-10v continuous, 12Vdc auxiliary dimming               |
| Controls:              | Controls Ready<br>Compatible with most Lutron and Leviton dimmers |
| Operating Temperature: | -40°F to 113°F  |
| Power Factor:          | >.98  |
| CRI:                   | 80  |
| Voltage:               | Standard: 120-277V  |
| Warranty:              | 10-Year Limited Warranty  |

## Performance Data

### Lumen Output:

2,660 to 5,942 lm

### Lumens Per Watt (typical):

130 lm/W

### CCT:

3500K  
4000K  
5000K

### Lifespan:

Features SMD 2835 LED's with up to 100,000 running hours

## Ratings & Certificates

UL Listed For Damp Location

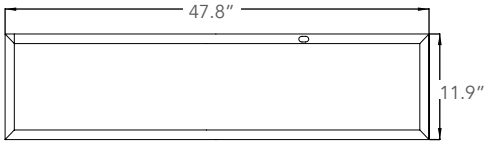




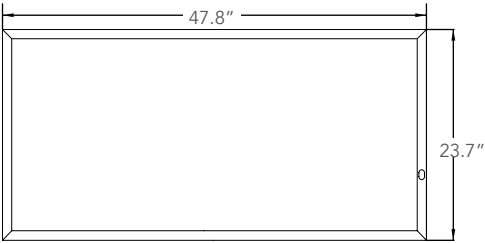
### Dimension

| Item  | Length | Width | Depth | Weight   |
|-------|--------|-------|-------|----------|
| 1'x4' | 47.8"  | 11.9" | 1.5"  | 4.43 lbs |
| 2'x4' | 47.8"  | 23.7" | 1.5"  | 9.22 lbs |
| 2'x2' | 23.7"  | 23.7" | 1.5"  | 5.78 lbs |

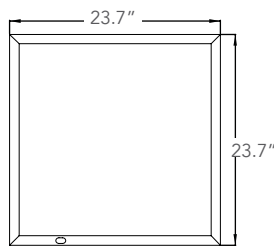
1'x4'



2'x4'



2'x2'



### Multiple Sensor Solutions Ready

Quick and Easy in-field installation of sensors.



Integrated occupancy and daylight controls



The sensor receptacle is pre-embedded in the profile frame

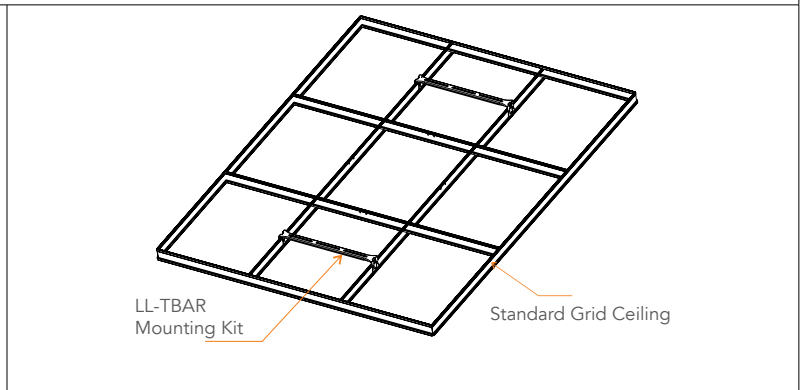

### Accessories

| EM15 | CABLEKIT14 | CABLEKIT22/24 |
|------|------------|---------------|
|      |            |               |



|             |               |             |
|-------------|---------------|-------------|
| BLPECOSMK14 | BLPECOSMK22   | BLPECOSMK24 |
|             |               |             |
| ANT-1P-4T   | ANT-1P-4T-BLE | RC-100      |
|             |               |             |

LL-TBAR

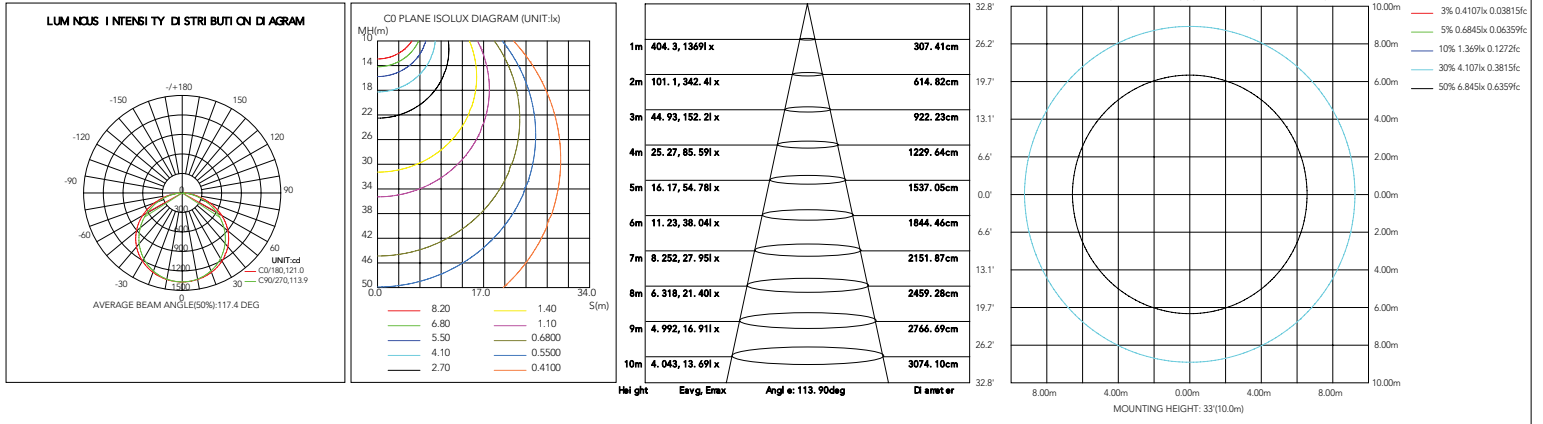


Tbar Mounting Kit For Emergency Battery Back Up

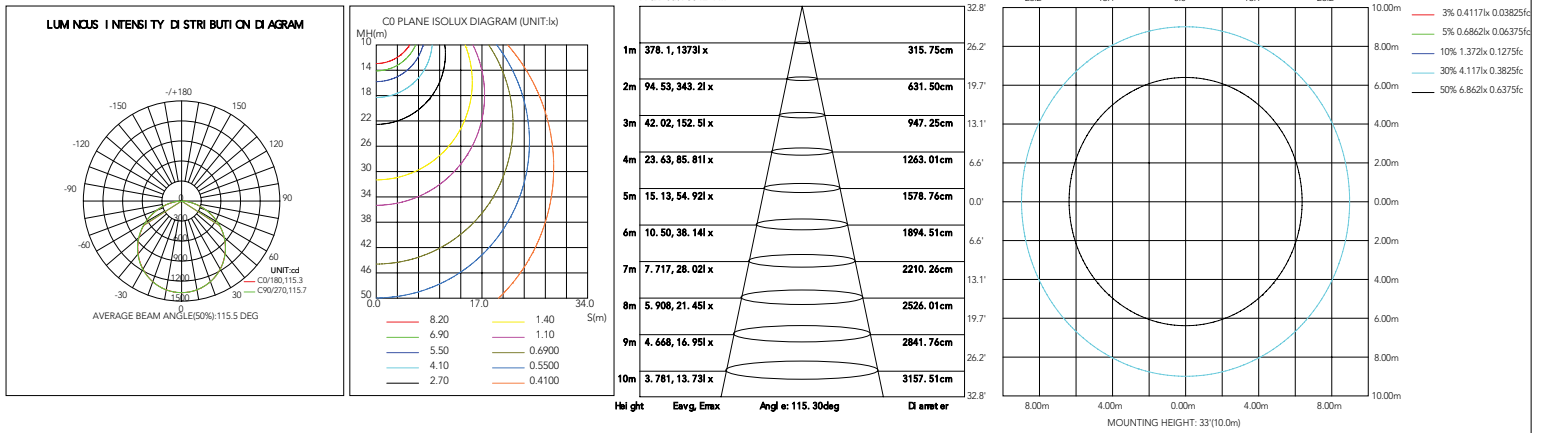


# Photometrics

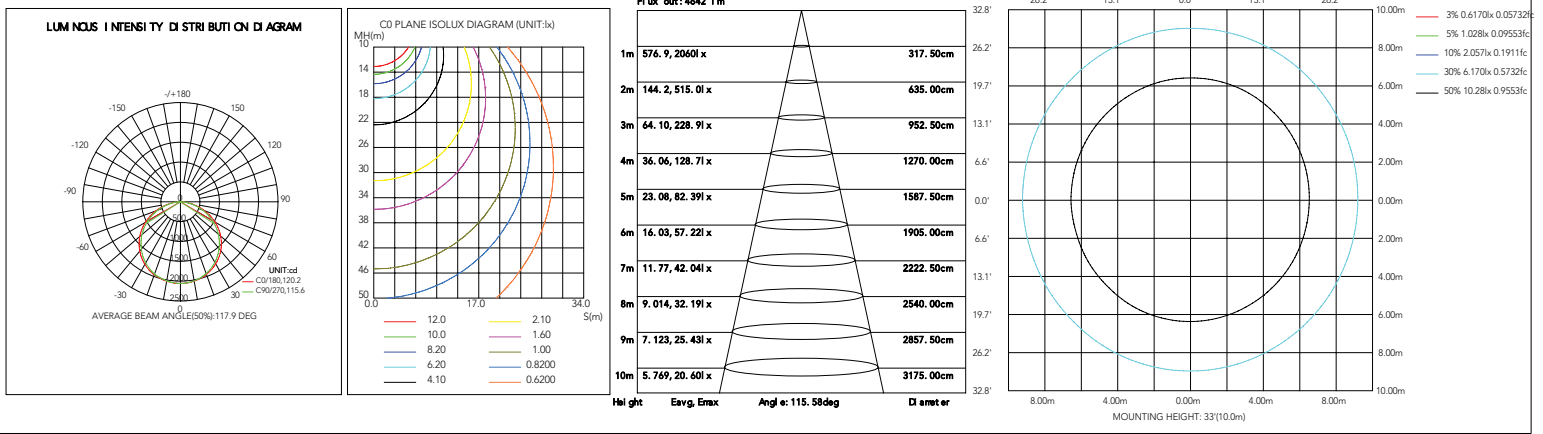
## 1'x4' (30W 4000K)



## 2'x2' (30W 4000K)



## 2'x4' (46W 4000K)





|                     |  |
|---------------------|--|
| <b>Project Name</b> |  |
| <b>Catalog #</b>    |  |
| <b>Job Type</b>     |  |
| <b>Prepared By</b>  |  |
| <b>Notes</b>        |  |

## Fixture Ordering Information

| Part #                             | Wattage     | Lumens         | Kelvin            | Voltage |
|------------------------------------|-------------|----------------|-------------------|---------|
| LL-BLPECO-14-[20][25][30]-3CCT-UNV | 20W/25W/30W | 2760/3250/3910 | 3500K 4000K 5000K | 120-277 |
| LL-BLPECO-22-[20][25][30]-3CCT-UNV | 20W/25W/30W | 2660/3350/3810 | 3500K 4000K 5000K | 120-277 |
| LL-BLPECO-24-[35][40][46]-3CCT-UNV | 35W/40W/46W | 4650/5200/5942 | 3500K 4000K 5000K | 120-277 |

## Accessories Ordering Information

| Part #           | Description  |
|------------------|--|
| ANT-1P-4T        | Sharkward 12-24V DC 0-10V Plug And Play PIR Sensor   |
| ANT-1P-4T-BLE-SR | Sharkward Silvair 10-14V DC 0-10V Plug And Play Bluetooth PIR Sensor                         |
| ANT-1P-4T-BLE-GE | Homewell Gebc 10-14v DC 0-10V Plug And Play Bluetooth PIR Sensor                             |
| RC100            | Remote Control 100   |
| AC-IFS108        | Autani Compatible - Keilton IFS108 Integrated Daylight Harvesting And PIR Motion Sensor LLLC |
| CABLEKIT14       | Suspended Cable Mount Kit 1x4  |
| CABLEKIT22/24    | Suspended Cable Mount Kit 2x2 / 2x4  |
| BLPECOSMK14      | Back Lit Panel Econolume Series Surface Mount Kit 1x4  |
| BLPECOSMK22      | Back Lit Panel Econolume Series Surface Mount Kit 2x2  |
| BLPECOSMK24      | Back Lit Panel Econolume Series Surface Mount Kit 2x4  |
| LL-TBAR          | Tbar Mounting Kit For Emergency Battery Back Up  |
| EM15             | Emergency Battery Back Up, 15w, 90 Minutes <b>*FIELD INSTALLED</b>                           |

\* Please contact LITELUME for all Custom Option Requests