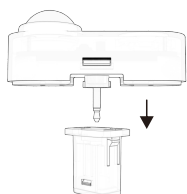


⚠ WARNING: Risk of serious injury or death. Turn off power at the circuit breaker before installing this unit.

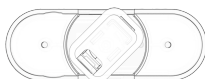
Attention: pour éviter un incendie, un choc électrique ou la mort. Coupez l'alimentation au disjoncteur ou au fusible et testez que l'alimentation est coupée avant le câblage

INSTALLATION TUTORIAL

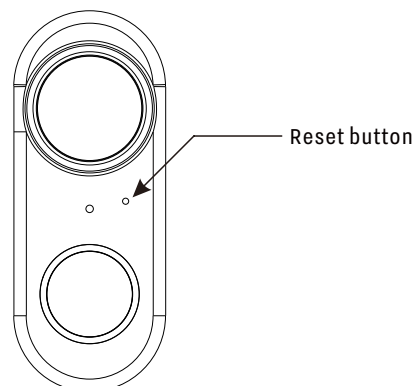
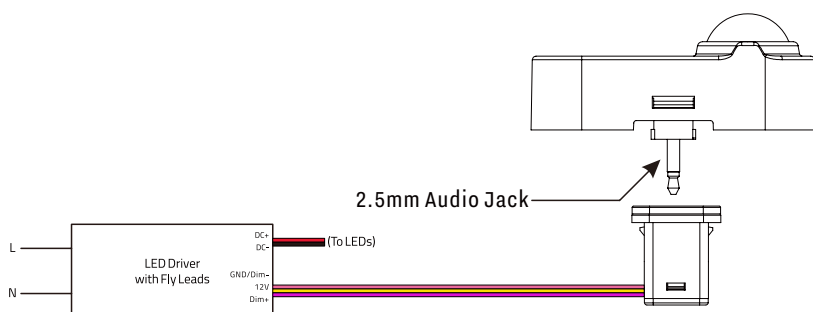
Step 1: Insert the product into the base at a 45° angle.



Step 2: Rotate the product or the base by 45° to secure it.



WIRING



How to Install the Keilton+autani App

Scan the QR code below to download the app.



How to Control Lights with Your Phone

Scan the QR code below to download the Keilton+autani app instructions.



WARRANTY INFORMATION

Our company warranties this product to be free of defects in materials and workmanship for a period of five(5) years. There are no obligations or liabilities on the part of our company for consequential damages arising out of, or in connection with, the use or performance of this product or other indirect damages with respect to loss of property, revenue or profit, or cost of removal, installation or reinstallation.

Contact: sales@litetrace.com