



Center Volumetric Troffer Econolume Series



*Not all product variations listed on this page are DLC qualified. Visit www.designlights.org/search to confirm qualification



Description

The Litelume LED Center Volumetric Troffer (LL-CVTECO) Econolume Series is a recessed luminaire designed for retrofit or new construction. This architectural fixture adopts the latest in optical and LED technology providing an evenly pleasant volumetric illuminance. Featuring 3 level lumen output and 3 color adjustable CCT, allowing for customized energy savings and comfortability. High Power factor .90 and low THD. Controls Ready.

Fixture Information

Size:	20W/22W/25W/30W/34W/38W/45W
Color:	Standard: White
Mounting:	Standard: Recessed Optional: See accessories
Operating Temperature:	-40°F to 113°F
Power Factor:	>.98
CRI:	80
Dimmable:	Standard: 0-10v continuous, 12Vdc auxiliary dimming
Controls	Controls Ready Compatible with most Lutron and Leviton dimmers
Voltage:	Standard: 120-277V
Warranty:	10-Year Limited Warranty

Performance Data

Lumen Output:

2,500 to 5,715 lm

Lumens Per Watt (typical):

130 lm/W

CCT:

3500K
4000K
5000K

Lifespan:

Features SMD 2835 LED's with up to 100,000 running hours

Ratings & Certificates

UL Listed For Damp Location

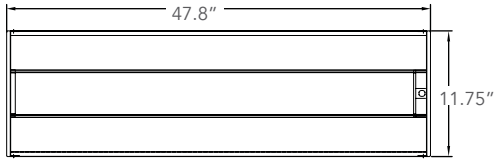




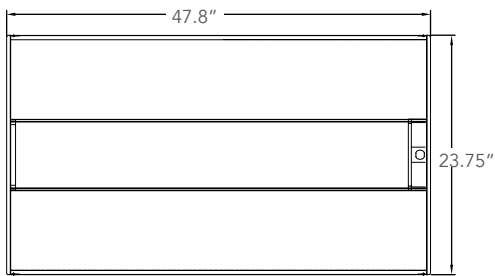
Dimension

Item	Length	Width	Depth	Weight
1'x4'	47.8"	11.75"	2"	7.7 lbs
2'x4'	47.8"	23.75"	2.13"	11.4 lbs
2'x2'	23.75"	23.75"	2.13"	6.8 lbs

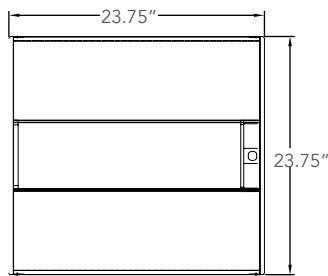
1'x4'



2'x4'



2'x2'



Multiple Sensor Solutions Ready

Quick and Easy in-field installation of sensors.

Integrated occupancy and daylight controls



Receptacle cover

The sensor receptacle is pre-embedded in the profile frame

Accessories

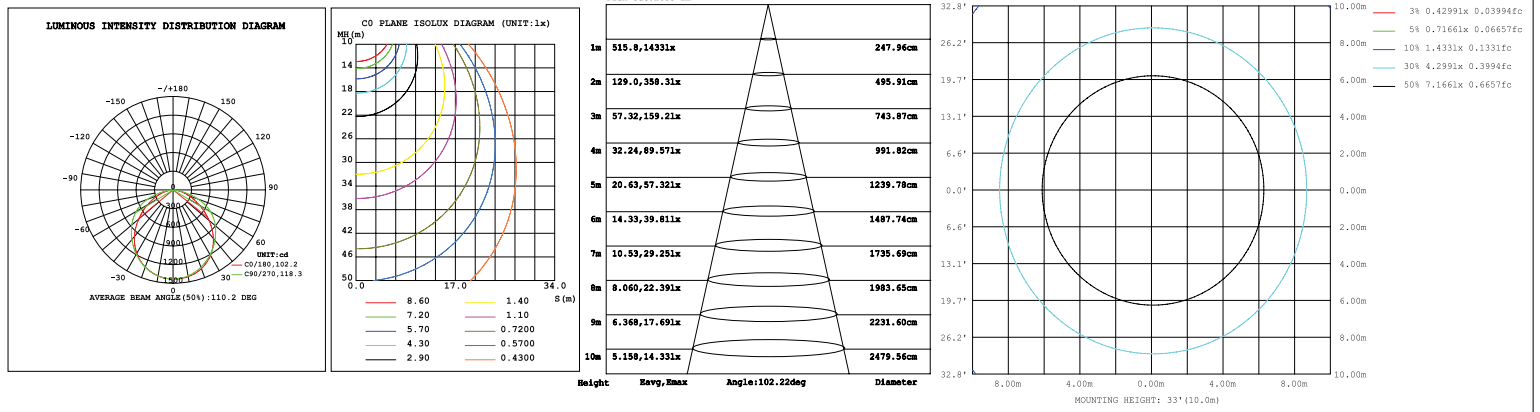
CVTECOSMK14	CVTECOSMK22	CVTECOSMK24



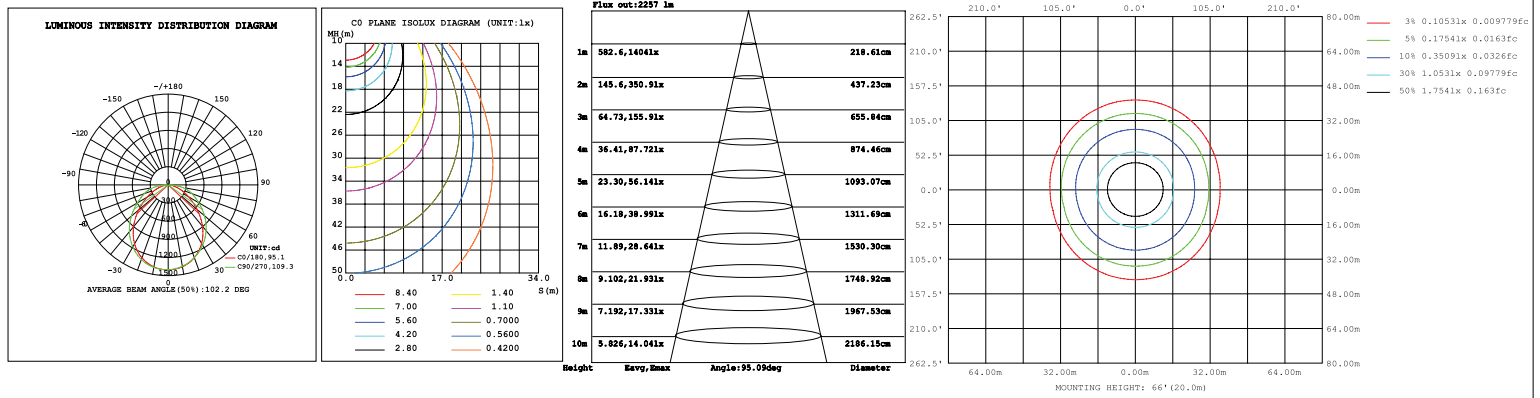
ANT-1P-4T	ANT-1P-4T-BLE	RC-100	EMLY15
LL-TBAR			
<p>LL-TBAR Mounting Kit</p> <p>Emergency LED Driver</p>		<p>LL-TBAR Mounting Kit</p> <p>Standard Grid Ceiling</p>	
Tbar Mounting Kit For Emergency Battery Back Up			

Photometrics

1'x4' (30W 3500K)

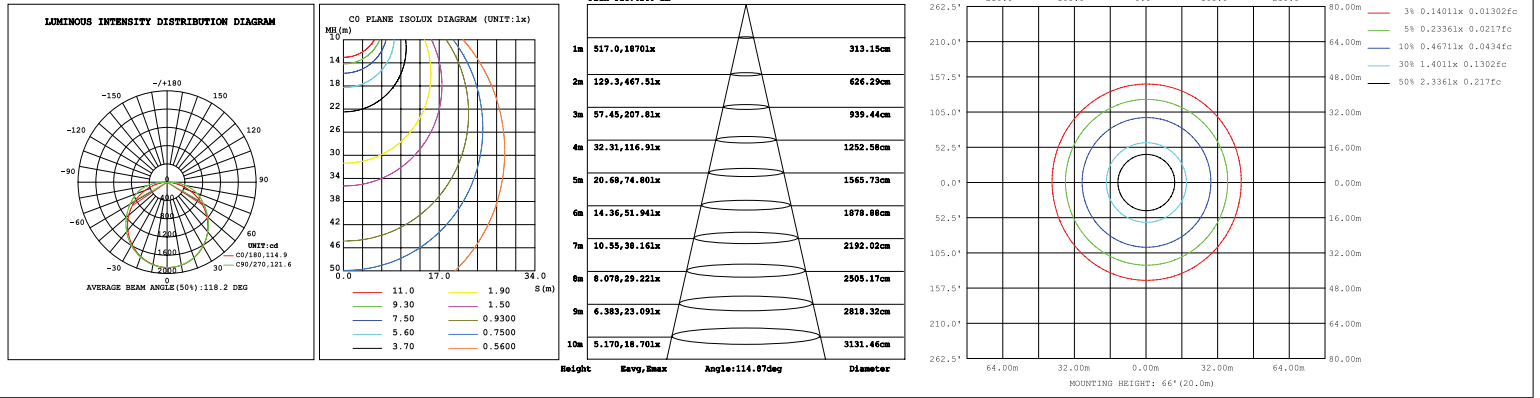


2'x2' (30W 3500K)





2'x4' (45W 3500K)





Project Name	
Catalog #	
Job Type	
Prepared By	
Notes	

Fixture Ordering Information

Part #	Wattage	Lumens	Kelvin	Voltage
LL-CVTECO-14-[20][25][30]-3CCT-UNV	20W 25W 30W	2500/3225/3950	3500K 4000K 5000K	120-277
LL-CVTECO-22-[20][25][30]-3CCT-UNV	20W 25W 30W	2570/3125/3850	3500K 4000K 5000K	120-277
LL-CVTECO-24-[34][38][45]-3CCT-UNV	34W 38W 45W	4250/4758/5715	3500K 4000K 5000K	120-277
LL-CVTECO-14-20-3CCT-UNV	20W	2500	3500K 4000K 5000K	120-277
LL-CVTECO-22-20-3CCT-UNV	20W	2570	3500K 4000K 5000K	120-277
LL-CVTECO-24-22-3CCT-UNV	22W	2750	3500K 4000K 5000K	120-277

Accessories Ordering Information

Part #	Description
ANT-1P-4T	Sharkward 12-24V DC 0-10V Plug And Play PIR Sensor
ANT-1P-4T-BLE-SR	Sharkward Silvair 10-14V DC 0-10V Plug And Play Bluetooth PIR Sensor
ANT-1P-4T-BLE-GE	Homewell Gebc 10-14v DC 0-10V Plug And Play Bluetooth PIR Sensor
RC100	Remote Control 100
AC-IFS108	Autani Compatible - Keilton IFS108 Integrated Daylight Harvesting And PIR Motion Sensor LLLC
CVTECOSMK14	CVT Econolume Series Surface Mount Kit 1x4
CVTECOSMK22	CVT Econolume Series Surface Mount Kit 2x2
CVTECOSMK24	CVT Econolume Series Surface Mount Kit 2x4
LL-TBAR	Tbar Mounting Kit For Emergency Battery Back Up
EMLY15	Emergency Battery Back Up, 15w, 90 Minutes
EMLY15-F	Emergency Battery Back Up, 15w, 90 Minutes *FIELD INSTALLED

* Please contact LITELUME for all Custom Option Requests