



LED Center Volumetric Troffer Generation 2



*Not all product variations listed on this page are DLC qualified. Visit www.designlights.org/search to confirm qualification



Description

The LITELUME™ LED Center Volumetric Troffer (LL-CVT) is a recessed luminaire designed for remodel or new construction. This architectural fixture adopts the latest in optical and LED technology providing an evenly pleasant volumetric illuminance. Featuring 4 level lumen output and 5 color adjustable CCT, allowing for customized energy savings and comfortability. High Power factor .90 and low THD. Controls Ready.

Fixture Information

Size:	14W/17W/20W/28W/34W/41W
Color:	Standard: White
Mounting:	Standard: Recessed Optional: See accessories
Operating Temperature:	-40°F to 113°F
Power Factor:	>.98
CRI:	80
Dimming:	Standard: 0-10v continuous, 12Vdc auxiliary dimming Controls Controls Ready Compatible with most Lutron and Leviton dimmers
Voltage:	Standard: 120-277V
Warranty:	10-Year Limited Warranty

Performance Data

Lumen Output:

1,896 to 6,442 lm

Lumens Per Watt (typical):

135 - 155 lm/W

CCT:

3000K
3500K
4000K
5000K
6500K

Lifespan:

Features SMD 2835 LED's with up to 100,000
running hour

Ratings & Certificates

UL Listed For Damp Location

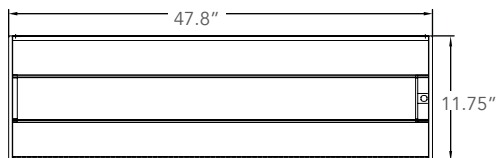




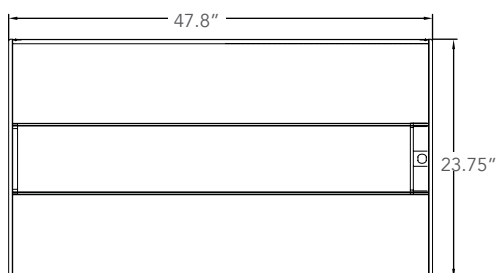
Dimension

Item	Length	Width	Depth	Weight
1'x4'	47.8"	11.75"	2"	7.7 lbs
2'x4'	47.8"	23.75"	2.13"	11.4 lbs
2'x2'	23.75"	23.75"	2.13"	6.8 lbs

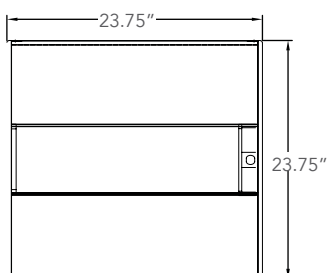
1'x4'



2'x4'



2'x2'




Accessories

CVTSMK14	CVTSMK22	CVTSMK24		
ANT-1P-4T-BLE-SR	ANT-1P-4T-BLE-GE	ANT-1P-4T	RC-100	BRI-WS204-GE
MF6183 / MF6185 / MF6186	EML8 / EML15 / EML20			

Compatible with
ANT-1P-4T-BLE-GE



Control Module



**SELECTABLE
CCT**

Three position sliding switch
3000K / 3500K / 4000K / 5000K / 6500K

**SELECTABLE
LUMENS**

Three position sliding switch
14W / 17W / 20W / 28W
20W / 28W / 34W / 41W

Multiple Sensor Solutions Ready

Quick and Easy in-field installation of sensors.



Integrated occupancy and daylight controls



Receptacle
cover

The sensor receptacle is pre-embedded in the profile frame



Project Name	
Catalog #	
Job Type	
Prepared By	
Notes	

Ordering Guide

Brand		Fixture Type		Size		Lumen Package		Voltage		CCT		Power		Emergency Battery		Accessories	
LL	LITELUME	CVT	Center Volumetric Troffer	14	1' x 4'	4L	3800 Lumens (1X4, 2X2)	UNV	120-277V	SCT*	Selectable Color Temperature	SP	Selectable Power	EML8	Emergency Battery Back Up 8w	ANT-1P-4T	Sharkward 12-24V DC 0-10V Plug And Play PIR Sensor
				22	2' x 2'	6L	6400 Lumens (2X4)							EML15	Emergency Battery Back Up 15w	ANT-1P-4T-BLE-SR	Sharkward Silvair 10-14V DC 0-10V Plug and Play Bluetooth PIR Sensor
				24	2' x 4'									EML20	Emergency Battery Back Up 20w	ANT-1P-4T-BLE-GE	Homewell GEBC 10-14V DC 0-10V Plug and Play Bluetooth PIR Sensor
															BRI-WS204-GE	Homewell GEBC 4-Button Wireless Wall Switch, Battery Powered, Wall Plate Included	
															RC100	Remote Control 100	
															CVTSMK14	CVT Surface Mount Kit 1x4	
															CVTSMK22	CVT Surface Mount Kit 2x2	
															CVTSMK24	CVT Surface Mount Kit 2x4	
															MF6183	6' 3/8" Metal Flexible Conduit with 18 Gauge 3 Conductor	
															MF6185	6' 3/8" Metal Flexible Conduit with 18 Gauge 5 Conductor	
															MF6186	6' 3/8" Metal Flexible Conduit with 18 Gauge 6 Conductor for Emergency Battery Backup	

* SCT Selectable Color Temperature 3000K/3500K/4000K/5000K/6500K

Fixture Ordering Information

Part #	Wattage	Lumens	Kelvin	Voltage
LL-CVT-14-4L-UNV-SCT-SP	14W/17W/20W/28W	1896/2363/2752/3702	3000K 3500K 4000K 5000K 6500K	120-277
LL-CVT-22-4L-UNV-SCT-SP	14W/17W/20W/28W	1979/2452/2844/3845	3000K 3500K 4000K 5000K 6500K	120-277
LL-CVT-24-6L-UNV-SCT-SP	20W/28W/34W/41W	3390/4629/5375/6442	3000K 3500K 4000K 5000K 6500K	120-277

Accessories Ordering Information

Part #	Description
ANT-1P-4T	Sharkward 12-24V DC 0-10V Plug And Play PIR Sensor
ANT-1P-4T-BLE-SR	Sharkward Silvair 10-14V DC 0-10V Plug and Play Bluetooth PIR Sensor
ANT-1P-4T-BLE-GE	Homewell GEBC 10-14V DC 0-10V Plug and Play Bluetooth PIR Sensor
BRI-WS204-GE	Homewell GEBC 4-Button Wireless Wall Switch, Battery Powered, Wall Plate Included
RC100	Remote Control 100
MF6183	6' 3/8" Metal Flexible Conduit with 18 Gauge 3 Conductor
MF6185	6' 3/8" Metal Flexible Conduit with 18 Gauge 5 Conductor
MF6186	6' 3/8" Metal Flexible Conduit with 18 Gauge 6 Conductor for Emergency Battery Backup
CVTSMK14	CVT Surface Mount Kit 1x4
CVTSMK22	CVT Surface Mount Kit 2x2
CVTSMK24	CVT Surface Mount Kit 2x4
EML8	Emergency Battery Backup, 8W, 90 Minutes
EML15	Emergency Battery Backup, 15W, 90 Minutes
EML20	Emergency Battery Backup, 20W, 90 Minutes