



All Season Hazardous Location



Description

The LITELUME™ All Season Hazardous Location (LL-ASLHL) Class 1, Division 2 Luminaire features a shatterproof polycarbonate lens & robust 3G Vibration rated diecast aluminum housing designed for special environments.

Typical lighting applications include industrial facilities, marine vessels, mining, chemical production & processing, oil & gas refineries and high humidity, dust and temperature facilities.

Fixture Information

Size:	60W/100W/140W/200W
Housing:	Die-cast Aluminum
Finish:	Powder Coat Finish Over a Chromate Conversion Coating
Color:	Standard: Grey Optional: Black (BK) White (WH) Custom (CUS)
Mounting:	Standard: Surface, Ceiling, Pendant, Wall, or Pole
Lens:	Shatterproof Polycarbonate
CRI:	80
Temperature:	-40°C to +65°C
Voltage:	Standard: 120-277V or 480V
Power Factor:	>.90
THD:	<20%
Dimming:	Standard: 0-10V/PWN/Rx 3-in-1 Dimming
Surge Protector:	Standard: 6 kVA Optional: 20 kVA (120-277V) 40 kVA (480V)
Warranty:	10-Year Limited Warranty

Performance Data

Lumen Output:

10,400 to 31,500 lm

Lumens Per Watt (typical):

154 - 175 lm/W

CCT:

3000K (Special Order)
4000K
5000K

Distribution:

60°
90°
120°

Lifespan:

Up to 100,000 running hours

Ratings & Certificates

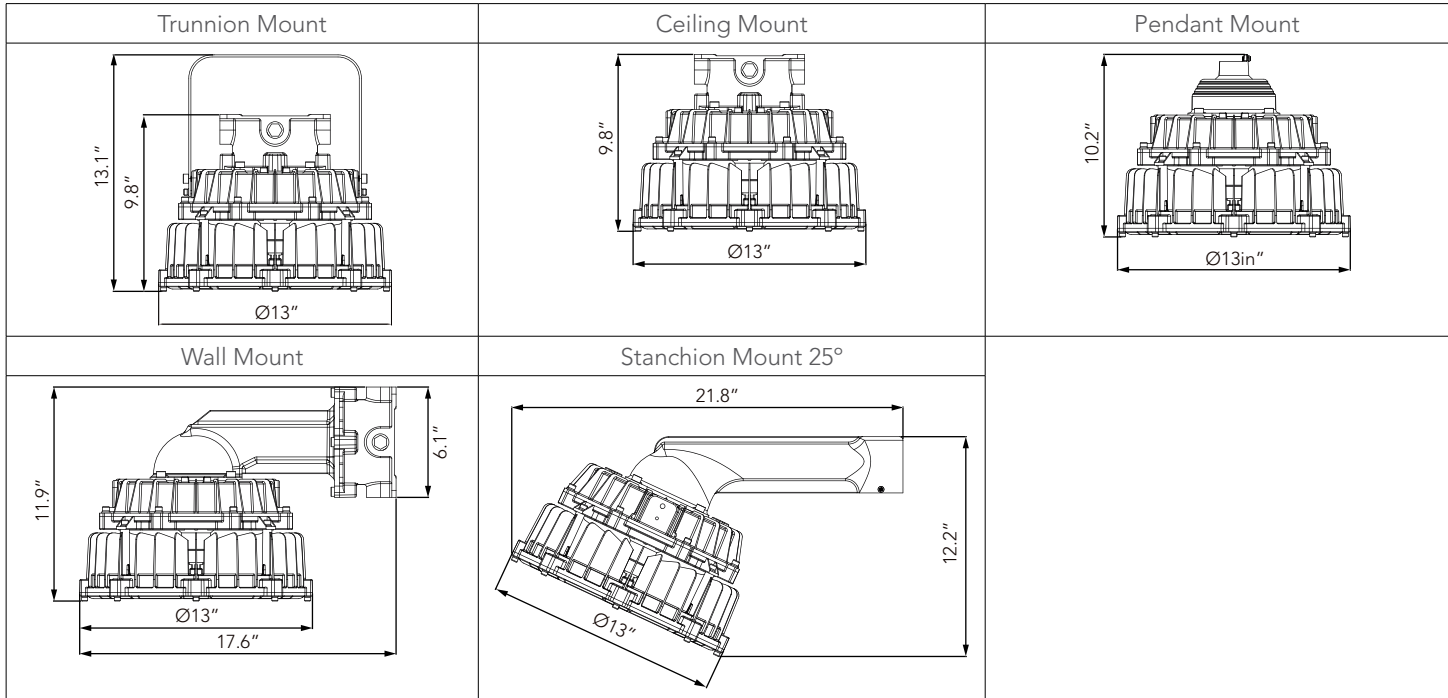
3G Vibration
UL 844
UL 1598
Class I, Division 2, Groups A, B, C, D
Class II, Division 1, Groups E, F, G
Class II, Division 2, Groups F, G
Class III






Dimension

Item	Height	Length
Trunnion Mount	13.1"	ø13"
Ceiling Mount	9.8"	ø13"
Pendant Mount	10.2"	ø13"
Wall Mount	11.9"	17.6"
Stanchion Mount 25°	12.2"	21.8"

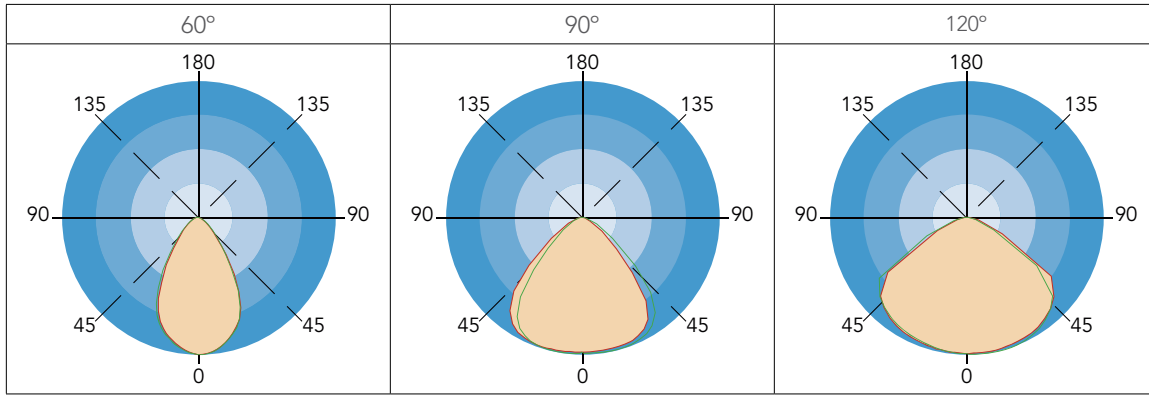


Mounting





Photometrics





Project Name	
Catalog #	
Job Type	
Prepared By	
Notes	

Fixture Ordering Information

Part #	Wattage	Lumens	Kelvin	Voltage	Distribution
LL-ASLHL-60-50-UNV-90-GY-TR	60	10500	5000	120-277	90
LL-ASLHL-60-40-UNV-90-GY-TR	60	10400	4000	120-277	90
LL-ASLHL-60-50-UNV-90-GY-CM	60	10500	5000	120-277	90
LL-ASLHL-60-40-UNV-90-GY-CM	60	10400	4000	120-277	90
LL-ASLHL-60-50-UNV-90-GY-PM	60	10500	5000	120-277	90
LL-ASLHL-60-40-UNV-90-GY-PM	60	10400	4000	120-277	90
LL-ASLHL-60-50-UNV-90-GY-WM	60	10500	5000	120-277	90
LL-ASLHL-60-40-UNV-90-GY-WM	60	10400	4000	120-277	90
LL-ASLHL-60-50-UNV-90-GY-S25	60	10500	5000	120-277	90
LL-ASLHL-60-40-UNV-90-GY-S25	60	10400	4000	120-277	90
LL-ASLHL-100-50-UNV-90-GY-TR	100	15500	5000	120-277	90
LL-ASLHL-100-40-UNV-90-GY-TR	100	15400	4000	120-277	90
LL-ASLHL-100-50-UNV-90-GY-CM	100	15500	5000	120-277	90
LL-ASLHL-100-40-UNV-90-GY-CM	100	15400	4000	120-277	90
LL-ASLHL-100-50-UNV-90-GY-PM	100	15500	5000	120-277	90
LL-ASLHL-100-40-UNV-90-GY-PM	100	15400	4000	120-277	90
LL-ASLHL-100-50-UNV-90-GY-WM	100	15500	5000	120-277	90
LL-ASLHL-100-40-UNV-90-GY-WM	100	15400	4000	120-277	90
LL-ASLHL-100-50-UNV-90-GY-S25	100	15500	5000	120-277	90
LL-ASLHL-100-40-UNV-90-GY-S25	100	15400	4000	120-277	90
LL-ASLHL-140-50-UNV-90-GY-TR	140	23000	5000	120-277	90
LL-ASLHL-140-40-UNV-90-GY-TR	140	22500	4000	120-277	90
LL-ASLHL-140-50-UNV-90-GY-CM	140	23000	5000	120-277	90
LL-ASLHL-140-40-UNV-90-GY-CM	140	22500	4000	120-277	90
LL-ASLHL-140-50-UNV-90-GY-PM	140	23000	5000	120-277	90
LL-ASLHL-140-40-UNV-90-GY-PM	140	22500	4000	120-277	90
LL-ASLHL-140-50-UNV-90-GY-WM	140	23000	5000	120-277	90
LL-ASLHL-140-40-UNV-90-GY-WM	140	22500	4000	120-277	90
LL-ASLHL-140-50-UNV-90-GY-S25	140	23000	5000	120-277	90
LL-ASLHL-140-40-UNV-90-GY-S25	140	22500	4000	120-277	90
LL-ASLHL-200-50-UNV-90-GY-TR	200	31500	5000	120-277	90
LL-ASLHL-200-40-UNV-90-GY-TR	200	31400	4000	120-277	90
LL-ASLHL-200-50-UNV-90-GY-CM	200	31500	5000	120-277	90
LL-ASLHL-200-40-UNV-90-GY-CM	200	31400	4000	120-277	90
LL-ASLHL-200-50-UNV-90-GY-PM	200	31500	5000	120-277	90
LL-ASLHL-200-40-UNV-90-GY-PM	200	31400	4000	120-277	90
LL-ASLHL-200-50-UNV-90-GY-WM	200	31500	5000	120-277	90



LL-ASLHL-200-40-UNV-90-GY-WM	200	31400	4000	120-277	90
LL-ASLHL-200-50-UNV-90-GY-S25	200	31500	5000	120-277	90
LL-ASLHL-200-40-UNV-90-GY-S25	200	31400	4000	120-277	90
LL-ASLHL-60-50-480-90-GY-TR	60	10500	5000	480	90
LL-ASLHL-60-40-480-90-GY-TR	60	10400	4000	480	90
LL-ASLHL-60-50-480-90-GY-CM	60	10500	5000	480	90
LL-ASLHL-60-40-480-90-GY-CM	60	10400	4000	480	90
LL-ASLHL-60-50-480-90-GY-PM	60	10500	5000	480	90
LL-ASLHL-60-40-480-90-GY-PM	60	10400	4000	480	90
LL-ASLHL-60-50-480-90-GY-WM	60	10500	5000	480	90
LL-ASLHL-60-40-480-90-GY-WM	60	10400	4000	480	90
LL-ASLHL-60-50-480-90-GY-S25	60	10500	5000	480	90
LL-ASLHL-60-40-480-90-GY-S25	60	10400	4000	480	90
LL-ASLHL-100-50-480-90-GY-TR	100	15500	5000	480	90
LL-ASLHL-100-40-480-90-GY-TR	100	15400	4000	480	90
LL-ASLHL-100-50-480-90-GY-CM	100	15500	5000	480	90
LL-ASLHL-100-40-480-90-GY-CM	100	15400	4000	480	90
LL-ASLHL-100-50-480-90-GY-PM	100	15500	5000	480	90
LL-ASLHL-100-40-480-90-GY-PM	100	15400	4000	480	90
LL-ASLHL-100-50-480-90-GY-WM	100	15500	5000	480	90
LL-ASLHL-100-40-480-90-GY-WM	100	15400	4000	480	90
LL-ASLHL-100-50-480-90-GY-S25	100	15500	5000	480	90
LL-ASLHL-100-40-480-90-GY-S25	100	15400	4000	480	90
LL-ASLHL-140-50-480-90-GY-TR	140	23000	5000	480	90
LL-ASLHL-140-40-480-90-GY-TR	140	22500	4000	480	90
LL-ASLHL-140-50-480-90-GY-CM	140	23000	5000	480	90
LL-ASLHL-140-40-480-90-GY-CM	140	22500	4000	480	90
LL-ASLHL-140-50-480-90-GY-PM	140	23000	5000	480	90
LL-ASLHL-140-40-480-90-GY-PM	140	22500	4000	480	90
LL-ASLHL-140-50-480-90-GY-WM	140	23000	5000	480	90
LL-ASLHL-140-40-480-90-GY-WM	140	22500	4000	480	90
LL-ASLHL-140-50-480-90-GY-S25	140	23000	5000	480	90
LL-ASLHL-140-40-480-90-GY-S25	140	22500	4000	480	90
LL-ASLHL-200-50-480-90-GY-TR	200	31500	5000	480	90
LL-ASLHL-200-40-480-90-GY-TR	200	31400	4000	480	90
LL-ASLHL-200-50-480-90-GY-CM	200	31500	5000	480	90
LL-ASLHL-200-40-480-90-GY-CM	200	31400	4000	480	90
LL-ASLHL-200-50-480-90-GY-PM	200	31500	5000	480	90
LL-ASLHL-200-40-480-90-GY-PM	200	31400	4000	480	90
LL-ASLHL-200-50-480-90-GY-WM	200	31500	5000	480	90
LL-ASLHL-200-40-480-90-GY-WM	200	31400	4000	480	90
LL-ASLHL-200-50-480-90-GY-S25	200	31500	5000	480	90
LL-ASLHL-200-40-480-90-GY-S25	200	31400	4000	480	90

* Please contact LITELUME for all Custom Option Requests



Accessories Ordering Information

Part #	Description
SP20-UNV	Surge Protection 20KVA 120-277V
SP40-480	Surge Protection 40KVA 480V
SUB "90" WITH "60"	60° Beam
SUB "90" WITH "120"	120° Beam
SUB "GY" WITH "BK"	Black
SUB "GY" WITH "WH"	White
SUB "GY" WITH "CUS"	Custom Color

* Please contact LITELUME for all Custom Option Requests

Buy American Act Compliant Ordering Information

Part #	Description
BAA-ASLHL	Buy American Act Compliant for LL-ASLHL

* Please contact LITELUME for all Custom Option Requests