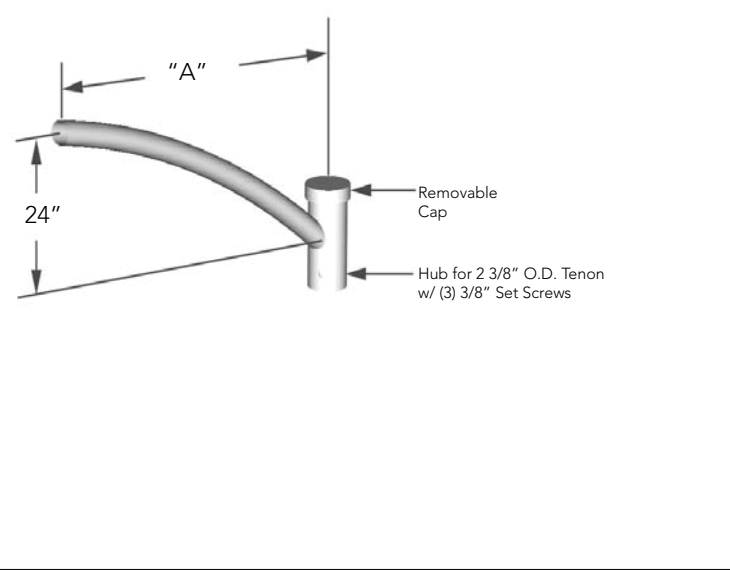
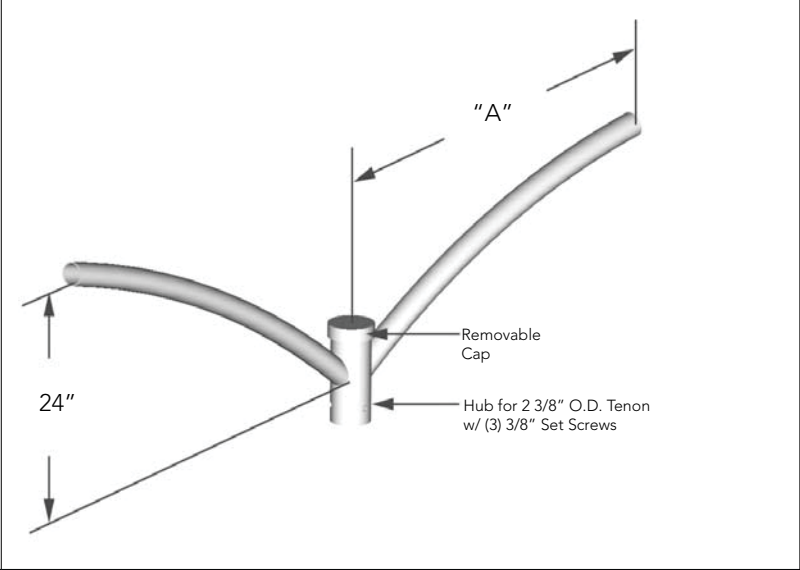
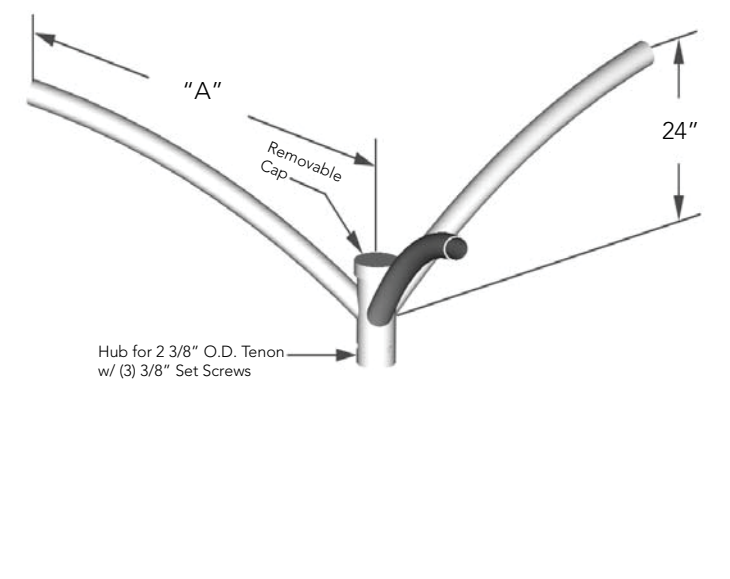
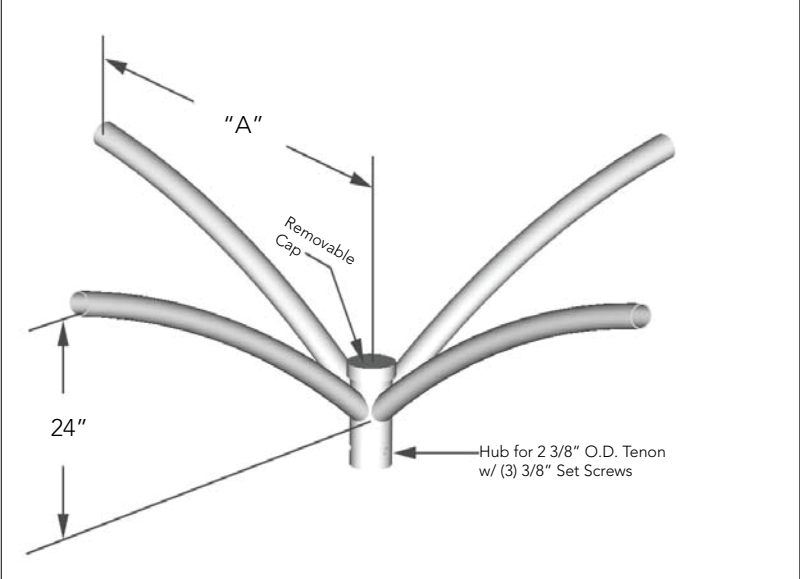


Description

The LITELUME™ Upsweep arms family (LL-UP) are specifically designed for DOT roadway applications, standard color finish coated with TGIC polyester powder coat or hot dip galvanized to ASTM A-123 specifications.

LL-UP-4S LL-UP-6S	LL-UP-4D LL-UP-6D
	
LL-UP-4T	LL-UP-4O
	



Project Name	
Catalog #	
Job Type	
Prepared By	
Notes	

Ordering Information

Part #	Arms	"A" Span (ft)	Weight (lbs)	EPA (ft ²)
LL-UP-4S	1	4	22	1.1
LL-UP-6S	1	6	29	1.5
LL-UP-4D	2@ 180°	4	40	2.1
LL-UP-6D	2@ 180°	6	54	2.8
LL-UP-4T	3@ 120°	4	57	1.8
LL-UP-4Q	4 @ 90°	4	75	2.8