



# Bollard Luminaire 360



## Description

The LITELUME™ Bollard Luminaire 360 (LL-BL360) is a subtle luminaire with a high efficacy soft lens allowing zero uplight. 360 degree illumination with a Robust Ground Cage pre-buried installation.

Applications: Security, Pathway, Perimeter, Pedestrian and Walkway lighting.

## Fixture Information

Size:	10W/16W/21W/26W
Housing:	Die-cast Aluminum
Finish:	Polyester powder coat
Color:	Standard: Bronze, Custom Options: Black(BK) White (WH) and Gray (GY)
Temperature:	-40°F to +113°F
Power Factor:	.90
CRI:	80
Voltage:	Standard: 120-277V
Warranty:	10-Year Limited Warranty

## Performance Data

### Lumen Output:

1300 to 3200 lm

### Lumens Per Watt (typical):

115 to 140 lm/W

### CCT:

3000K  
4000K  
5000K

### Distribution:

T5 120D

### Lifespan:

100,000 hrs

## Ratings & Certificates

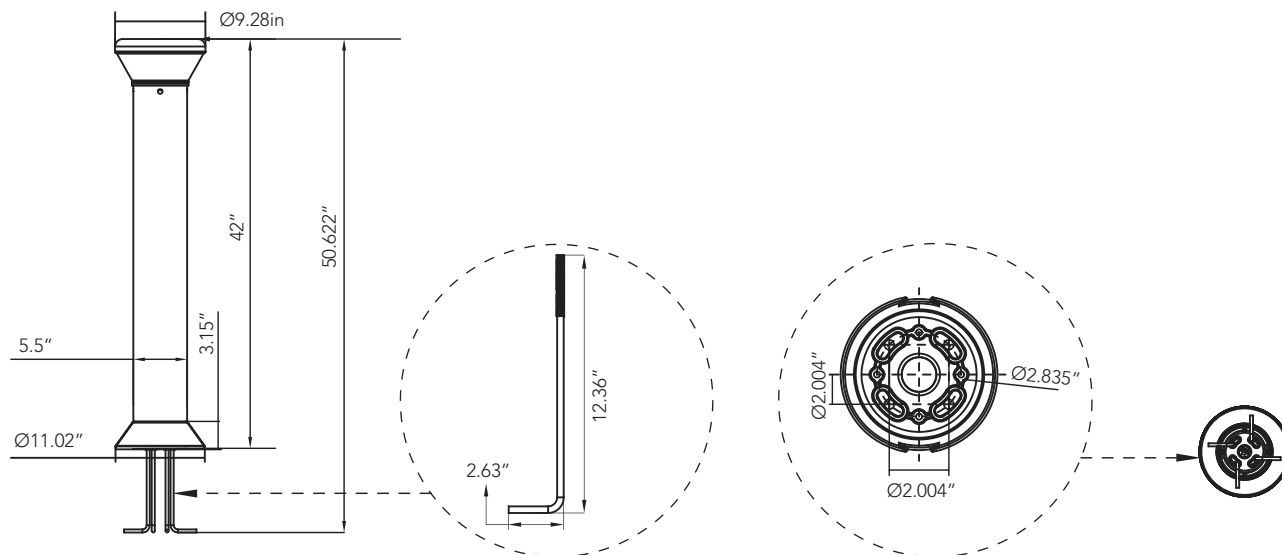
cULus Listed for Wet Location  
IP65





## Dimension

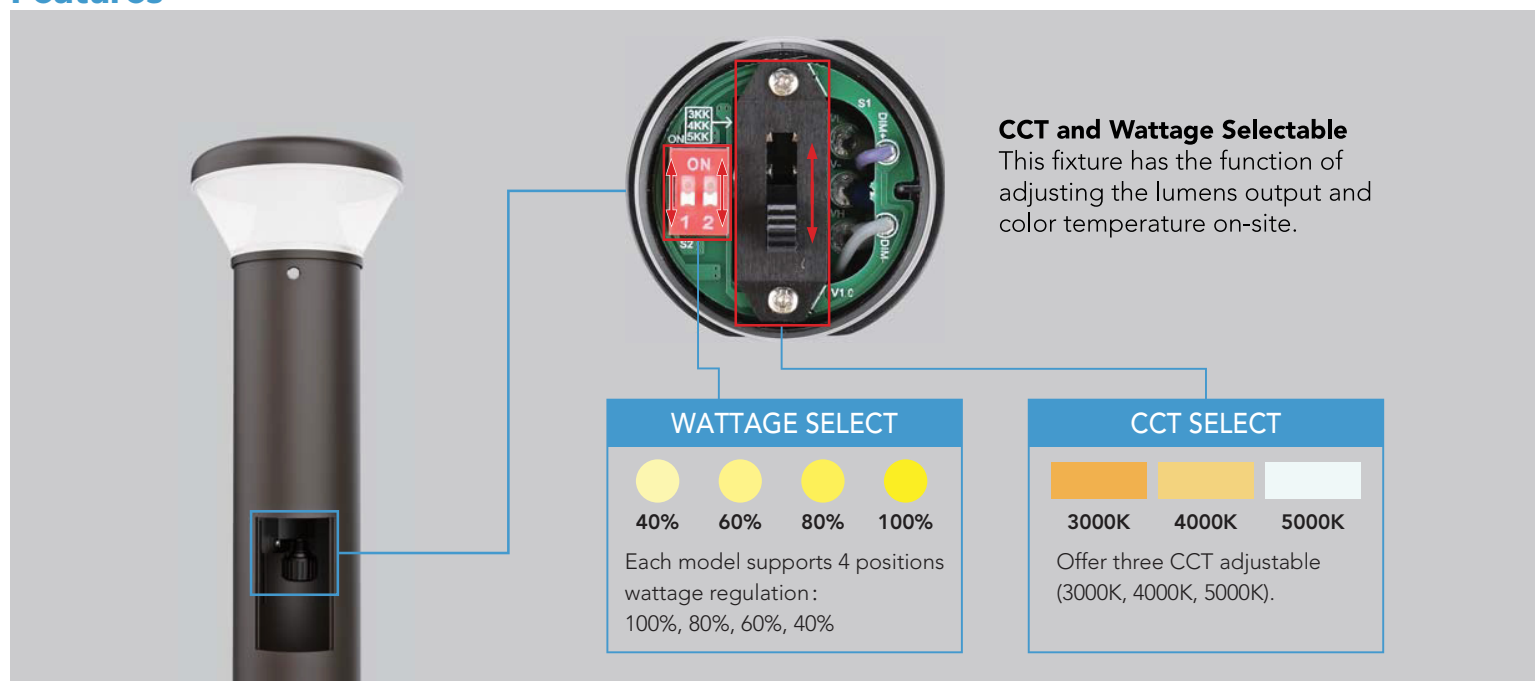
Item	Height	Diameter	Weight
26W	42.00"	9.28"	12.136lbs

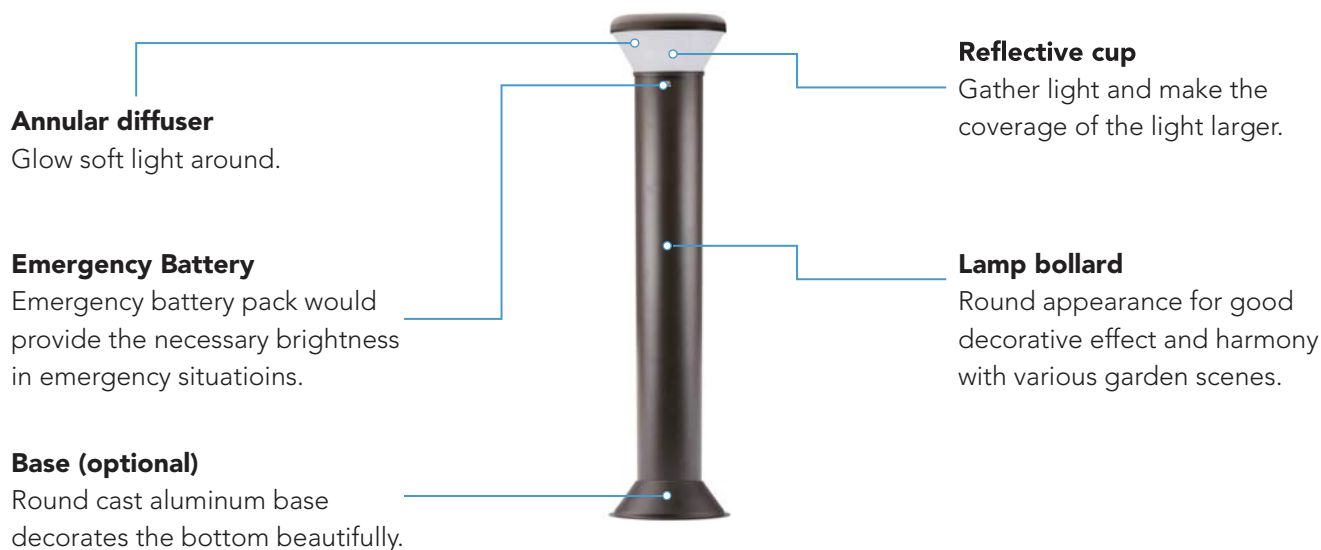


## Adjustable Lumen Output Table

Switch Settings	Setting Watts	CRI	3000K		4000K		5000K	
			Lumens	LPW	Lumens	LPW	Lumens	LPW
100%	26W	70	3000 lm	115 lm/W	3200 lm	123 lm/W	3050 lm	117 lm/W
80%	21W	70	2500 lm	119 lm/W	2700 lm	129 lm/W	2500 lm	119 lm/W
60%	16W	70	1950 lm	122 lm/W	2100 lm	131 lm/W	2000 lm	125 lm/W
40%	10W	70	1300 lm	130 lm/W	1400 lm	140 lm/W	1350 lm	135 lm/W

## Features







Project Name	
Catalog #	
Job Type	
Prepared By	
Notes	

## Fixture Ordering Information

Part #	Wattage	Lumens	Kelvin	Voltage
LL-BL360-26-3CCT-UNV-BZ	10/16/21/26	3200	3000K/4000K/5000K	120-277V

## Accessories Ordering Information

Part #	Description
LL-BL360-MTGKIT	Anchor Bolt For BL360 Bollard
EM8	Emergency Battery Back Up, 8W, 90 Minutes

\* Please contact LITELUME for all Custom Option Requests