



# Strip Luminaire Adjustalume Series



\*Not all product variations listed on this page are DLC qualified. Visit [www.designlights.org/search](http://www.designlights.org/search) to confirm qualification



## Description

The Litelume LED Strip Luminaire (LL-SL) Adjustalume Series is a surface mounted luminaire designed for retrofit or new construction. Applications include offices, hallways, conference rooms, bathrooms and many other commercial, industrial and residential areas. Featuring 3 level lumen output and 3 color adjustable CCT, allowing for customized energy savings and comfortability. High Power factor .90 and low THD.

## Fixture Information

Size:	15W/20W/25W/30W/40W/ 55W/60W/65W/75W/91W
Housing:	Aluminum
Lens:	PMMA
Colors:	Standard: White
Mountings:	Standard: Surface Mount, Suspended Mount
Accessories:	Emergency Back-up Battery
Sensor:	Standard: No sensor Optional: Integrated Microwave Motion sensor
Dimming:	0-10V
Operating Temperature:	-4° F to 122° F
Power Factor:	.90
CRI:	83
Voltage:	Standard: 120-277V
Warranty:	10-Year Limited Warranty

## Performance Data

### Lumen Output:

2,285 to 12,600 lm

### Lumens Per Watt (typical):

130 lm/W

### CCT:

3500K  
4000K  
5000K

### Lifespan:

up to 100,000 running hours

### Ratings & Certificates

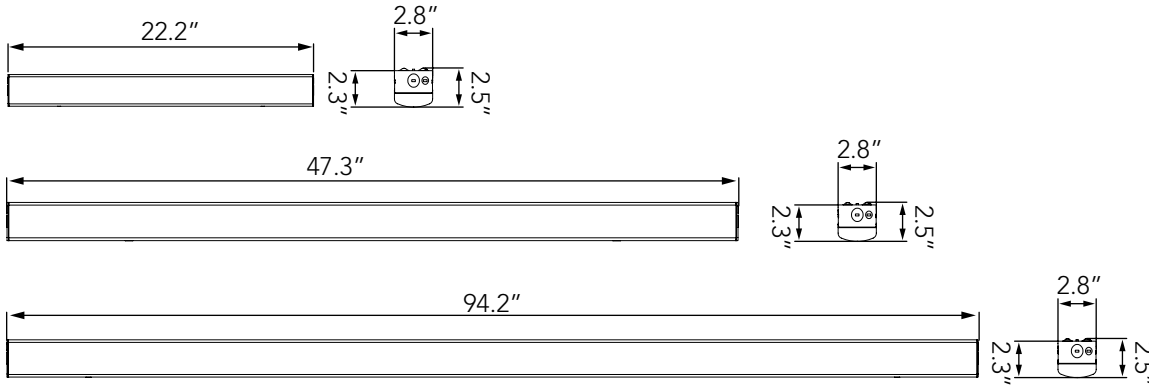
UL Listed for Damp Locations  
DLC Premium Listed





### Dimension

Item	Height	Length	Width	Weight
SL2	2.5"	22.2"	2.8"	2.65 lbs
SL4	2.5"	47.3"	2.8"	4.41 lbs
SL8	2.5"	94.2"	2.8"	8.49 lbs



### Included Accessories

47.24" Cable	J-Box Cover	V-Hooks

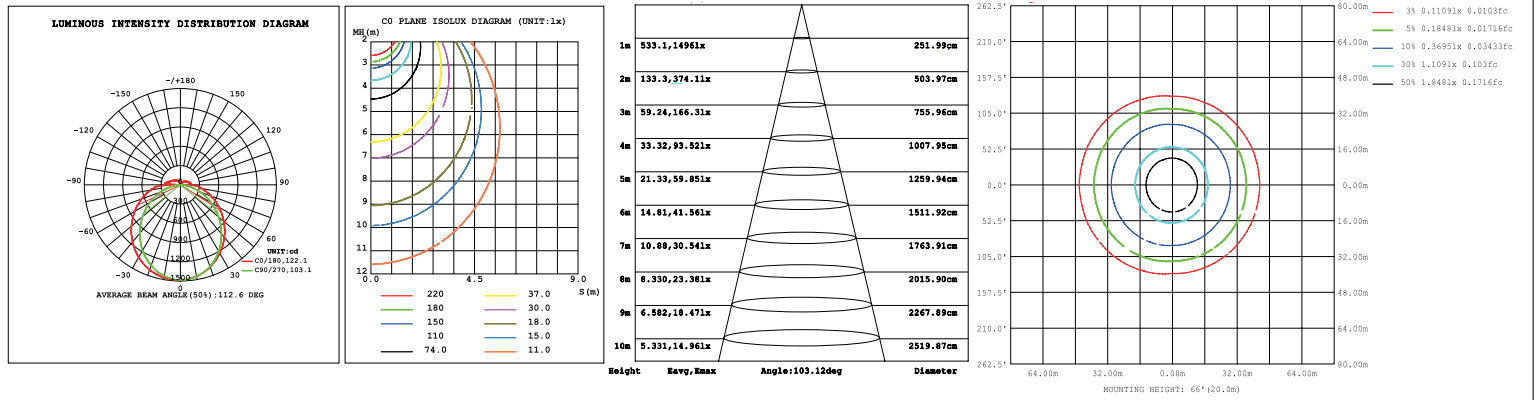
### Accessories

ANT-7D-BLE 	ANT-3C 	RC100 	EM8, EM15, EM20 
SL4WG 	SMBSL 	CONNSL 	

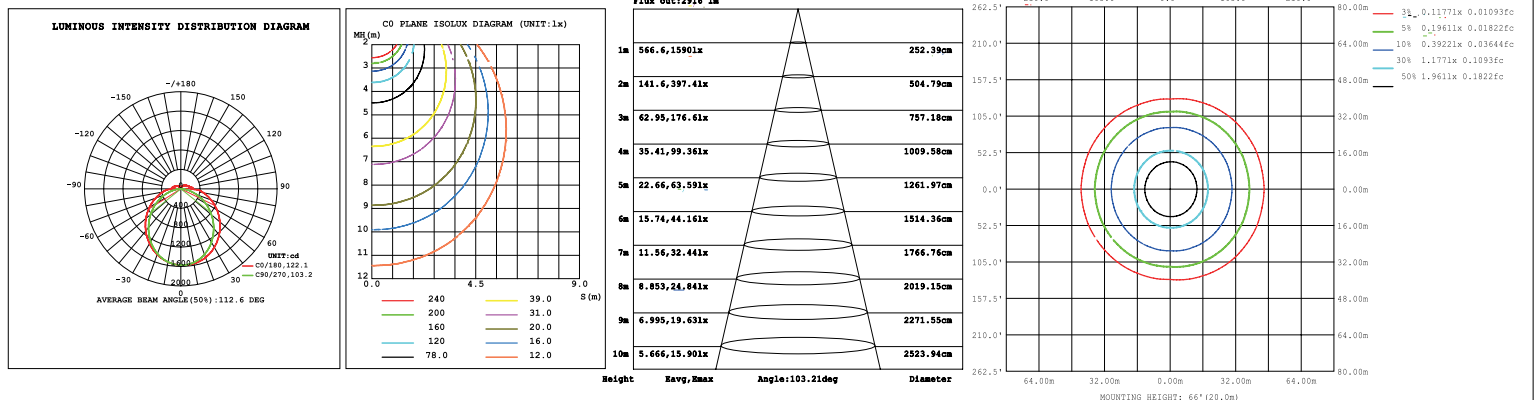


# Photometrics

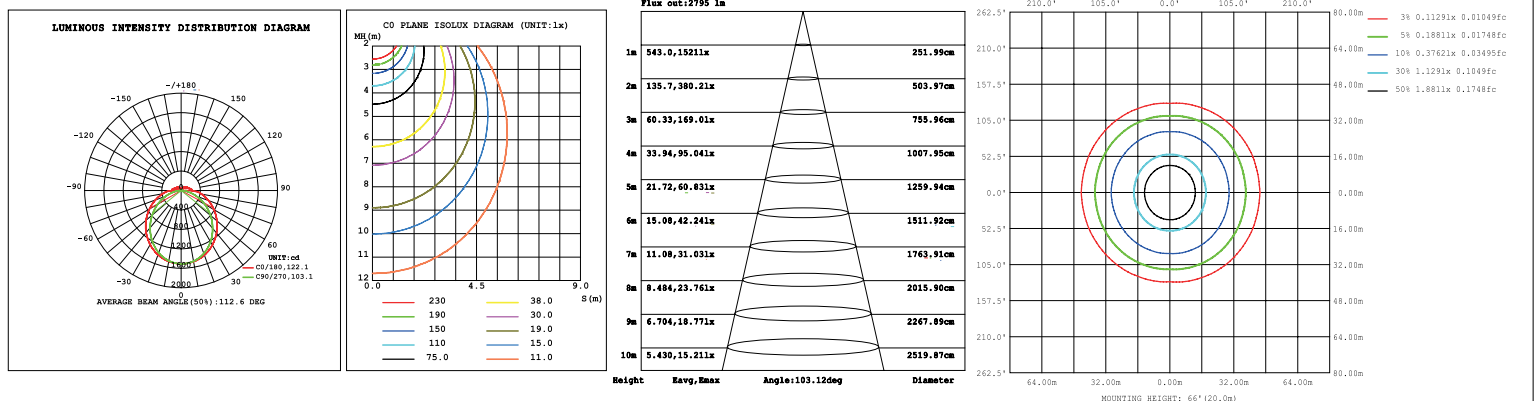
## 4' (40W 3500K)



## 4' (40W 4000K)

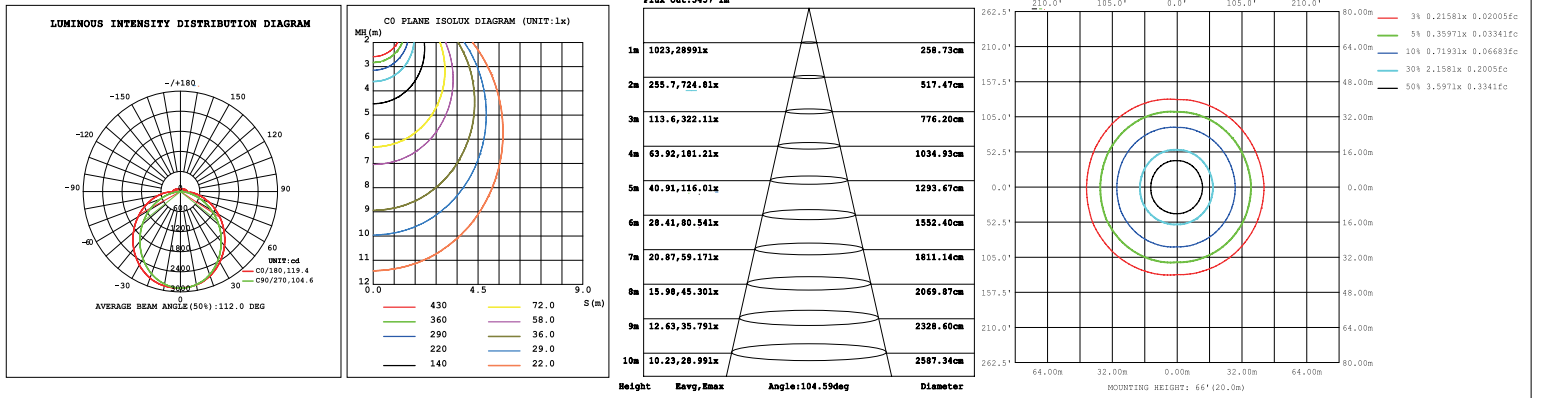


## 4' (40W 5000K)

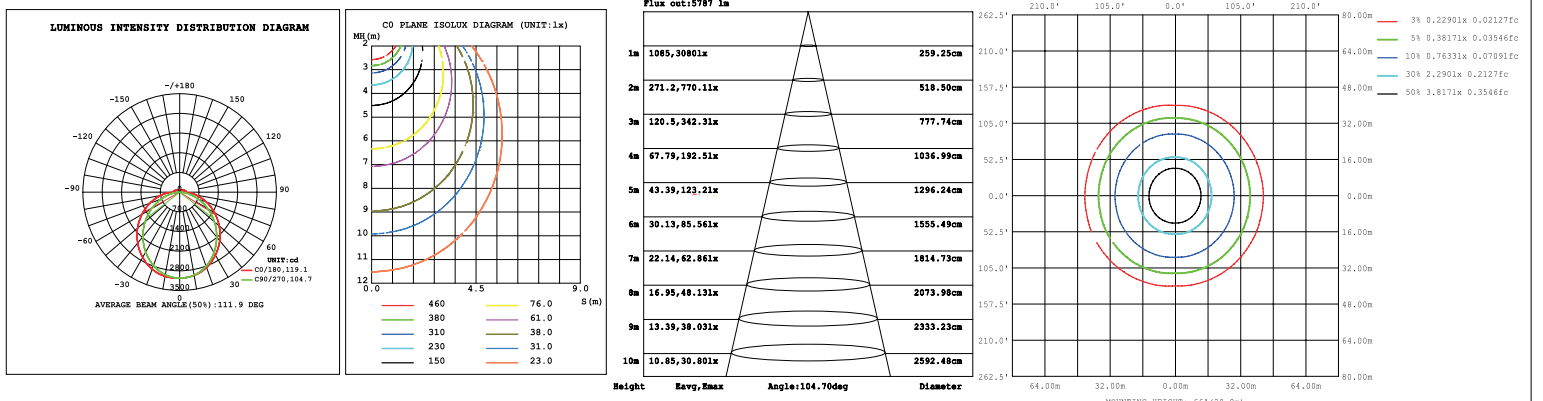




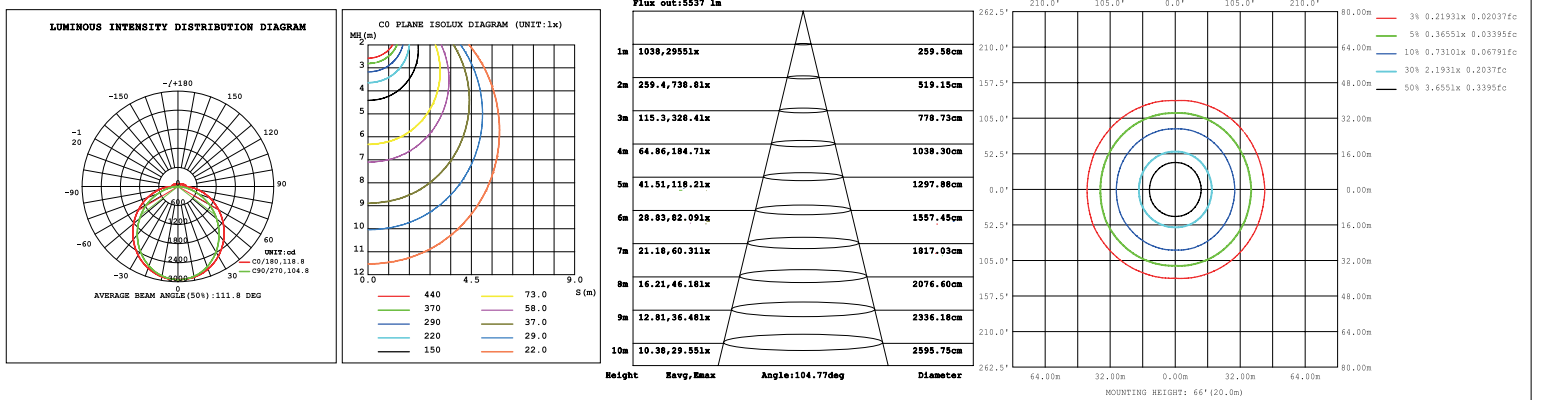
8' (65W 3500K)



8' (65W 4000K)



8' (65W 5000K)





<b>Project Name</b>	
<b>Catalog #</b>	
<b>Job Type</b>	
<b>Prepared By</b>	
<b>Notes</b>	

## Fixture Ordering Information

Part #	Wattage	Lumens	Kelvin	Voltage
LL-SL2-[15][20][25]-3CCT-UNV	15W 20W 25W	2285/3077/3719	3500K 4000K 5000K	120-277
LL-SL4-[25][30][40]-3CCT-UNV	25W 30W 40W	3806/4653/6100	3500K 4000K 5000K	120-277
LL-SL8-[55][60][65]-3CCT-UNV	55W 60W 65W	8595/9190/9677	3500K 4000K 5000K	120-277
LL-SL8-[65][75][91]-3CCT-UNV	65W 75W 91W	9100/10500/12600	3500K 4000K 5000K	120-277

## Accessories Ordering Information

Part #	Description
ANT-3C	Sharkward 10-14V DC 0-10C Microwave Motion Sensor
ANT-7D-BLE-SR	Sharkward Silvair 10-14V DC 0-10V Bluetooth Microwave Sensor
ANT-7D-BLE-GE	Homewell GEBC 10-14V DC 0-10V Bluetooth Microwave Sensor
RC100	Remote Control 100
AC-MWS105E-FA102	Autani Compatible - Keilton MWS105E Integrated 12V Eco Microwave Sensor & FA102 Integrated Fixture Adapter LLLC
SL4WG	Wireguard 4' SL4
SMBSL	Surface Mount Bracket ( 2', 4', 8' )
CONNSL	Connection End To End SL
EM8	Emergency Battery Back Up, 8W, 90 Minutes
EM15	Emergency Battery Back Up, 15W, 90 Minutes
EM20	Emergency Battery Back Up, 20W, 90 Minutes

\* Please contact LITELUME for all Custom Option Requests