




# Sconce Prosper Elite



## Description

The LITELUME™ Sconce Prosper Elite (LL-SPE) luminaire incorporates a low profile fresh design. Features a die-formed cold rolled steel housing in satin nickel or oil rubbed bronze with a high transmission glass lens for even distribution. Offering a standard model, and built-in emergency light model in 3000k, high power factor and low THD.

Applications: commercial, residential, hospitality and entertainment.

## Fixture Information

Size:	15W
Housing:	Die-formed cold rolled steel
Finish:	Protective powder coat
Color:	Standard: Satin Nickel (SN) Standard: Oil Rubbed Bronze (ORB)
Mounting:	Standard: Wall Mount
Lens:	High Transmission Glass
CRI:	80
Power Factor:	.90
Voltage:	Standard: 120-277V
Warranty:	10-Year Limited Warranty

## Performance Data

### Lumen Output:

700 lm

### Lumens Per Watt (typical):

47 lm/W

### CCT:

3000K

## Ratings & Certificates

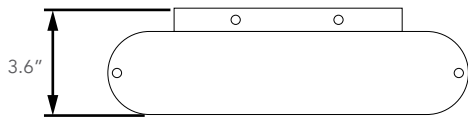
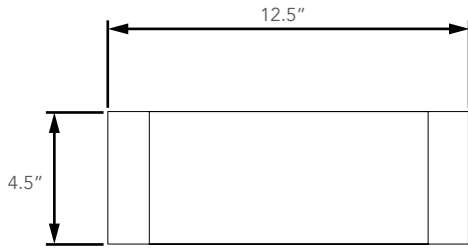
ETL/cETL Listed  
Damp Location Listed





## Dimension

Item	Width	Depth	Height
15W	12.5"	3.6"	4.5"





<b>Project Name</b>	
<b>Catalog #</b>	
<b>Job Type</b>	
<b>Prepared By</b>	
<b>Notes</b>	

### Fixture Ordering Information

Part #	Wattage	Lumens	Kelvin	Voltage	Color
LL-SPE-15-30-UNV-SN	15	700	3000	120-277	Satin Nickel
LL-SPE-15-30-UNV-ORB	15	700	3000	120-277	Oil Rubbed Bronze

### Built In Emergency Light Model (4W EM)

Part #	Wattage	Lumens	Kelvin	Voltage	Color
LL-SPE-EM-15-30-UNV-SN	15	700	3000	120-277	Satin Nickel
LL-SPE-EM-15-30-UNV-ORB	15	700	3000	120-277	Oil Rubbed Bronze