



Sportlume Series

Sports Lighter Premium Generation 3



*Not all product variations listed on this page are DLC qualified. Visit www.designlights.org/search to confirm qualification



Description

The LITELUME™ Sportlume Series Sports Lighter Premium Generation 3 (LL-SLP) incorporates an updated optional Remote Power System, eliminating the need for a bucket truck for maintenance and provides flexibility of installation. The LED package, premium driver, built in surge suppression, laser site guide along with upgraded dynamic thermal management are all standard. Featuring a beautiful solid state diecast aluminum body, with a premium patented design, 3G vibration rated, specifically tailored for sports field applications. Controls Ready.

Fixture Information

| | |
|------------------------|---|
| Size: | 650W/850W/1200W |
| Housing: | Heavy Duty Die-cast Aluminum Housing |
| Finish: | Protective powdercoat |
| Color: | Standard: Standard: Black (BK) Custom Options Available |
| Mounting: | Standard: Heavy Duty Yoke Optional: Tenon Mount Adapter Square Beam Mounting Bracket |
| LED Driver: | Ultra High Efficiency (Up to 95%) Isolated 0-10V/PWM/3-Timer-Modes Dimmable Always-on Auxiliary Power: 12Vdc Controls ready Input Surge Protection: DM 6kV, CM 10kV IP67 and UL Wet / Dry / Damp Location. Built in surge suppression with max 40KV. |
| Voltage: | Standard: 200-480V Optional: 120-277V |
| THD: | ≤20% |
| Power Factor: | ≥90% |
| CRI: | 70 |
| EPA: | 2.54 |
| Operating Temperature: | 40°F to 122°F |
| Warranty: | 10-Year Limited Warranty |

Performance Data

Lumen Output:

97,500 to 165,000 lm

Lumens Per Watt (typical):

140lm/W

CCT:

4000K
5000K
5700K

Beam Angle:

4H*4V
3H*3V

Lifespan:

Estimated 100,000-hour LED lifespan based on IES LM-80 results and TM-21 calculation

Ratings & Certificates

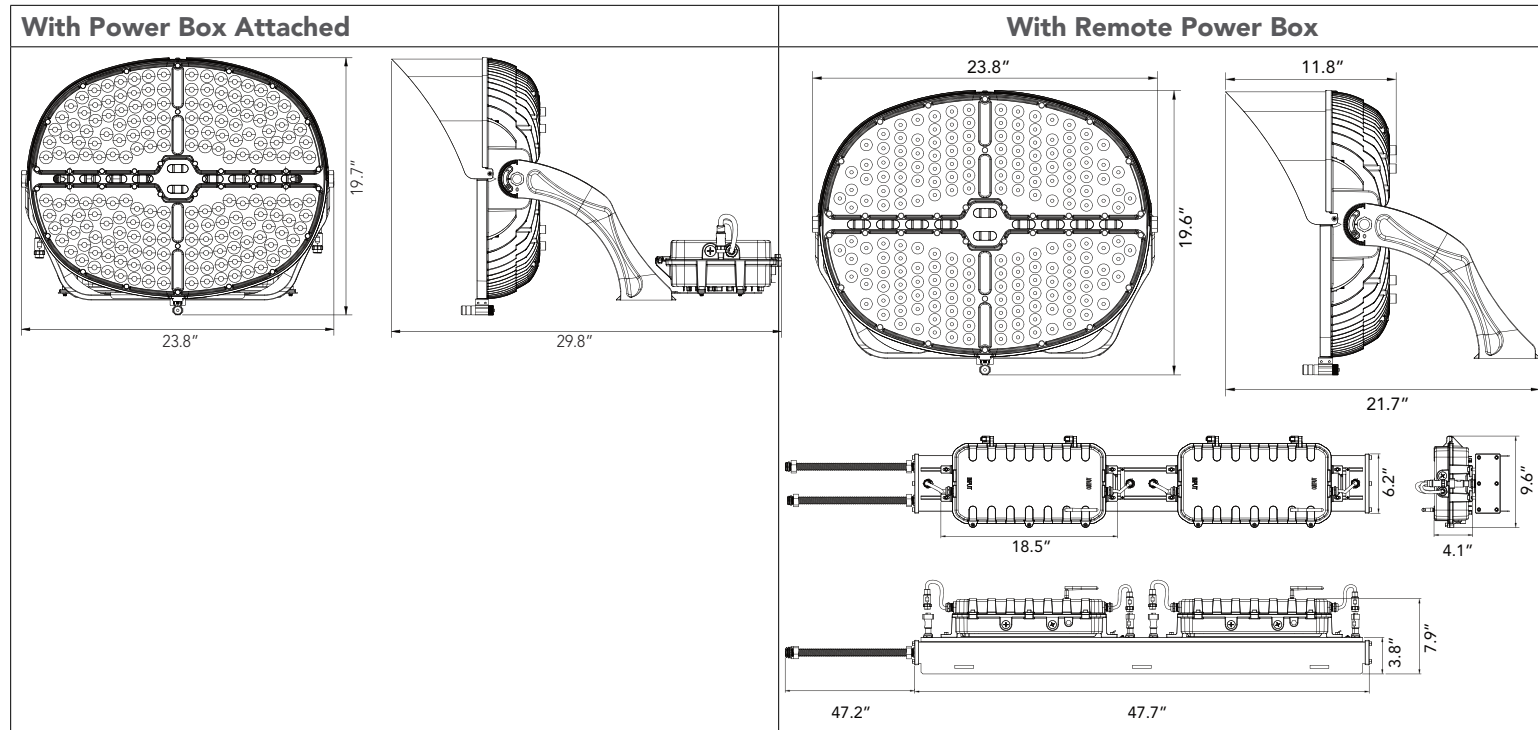
UL Listed For Wet Location
DLC Qualified
IP65 rated
Title 24 Compliant
TAA Compliant



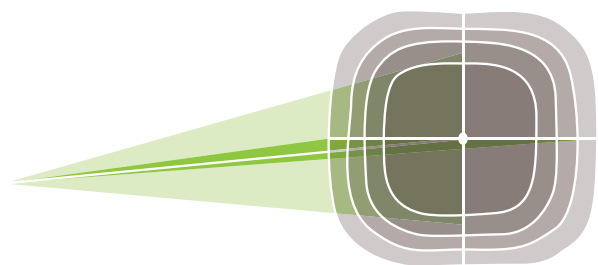


Dimension

| Item | Width | Length | Height |
|-------------------------|-------|--------|--------|
| With Power Box Attached | 23.8" | 29.8" | 19.7" |
| With Remote Power Box | 23.8" | 21.7" | 19.7" |



Photometrics

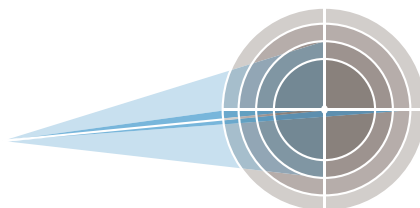
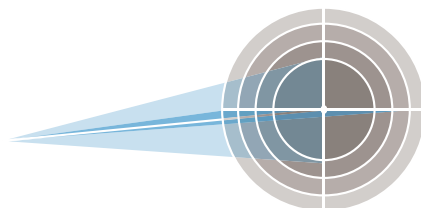
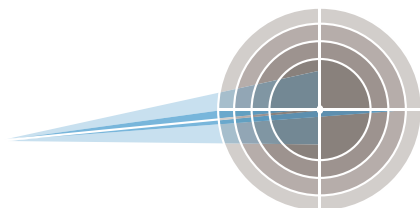


Beam Angle

2HX2V









3HX3V

4HX4V



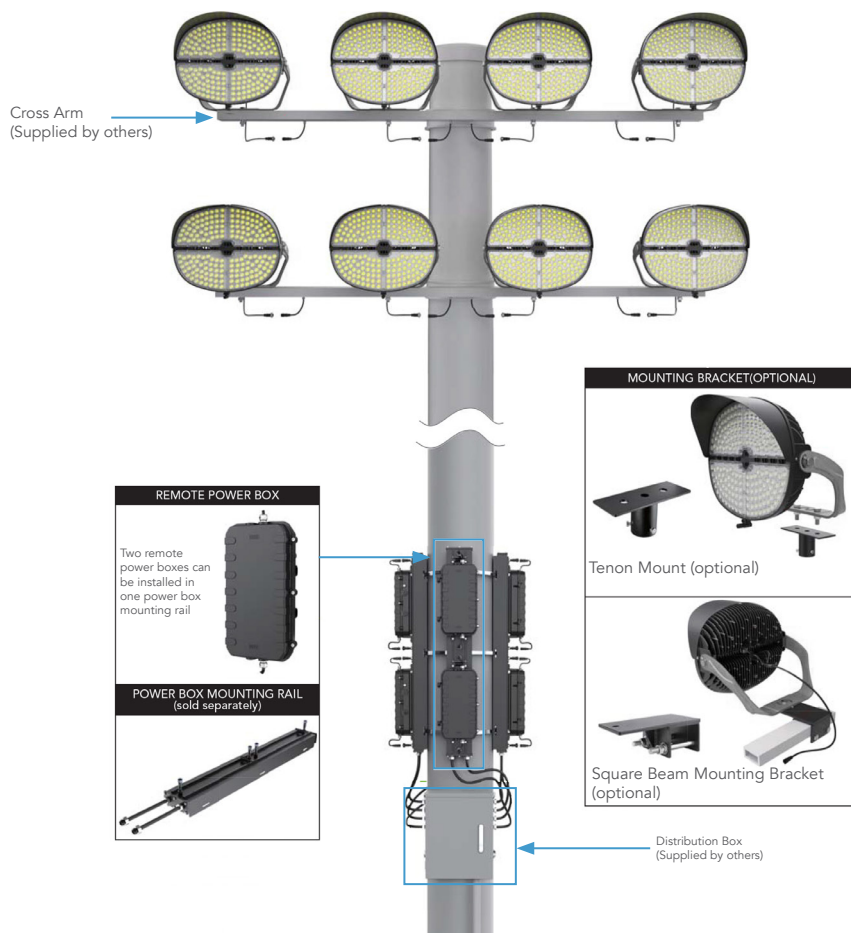


Accessories

| | | | |
|--|---|--|---|
| Black Top Visor (Default) | Aiming Sight (Default) | Tenon Mount (Option) | Square Beam Mounting Bracket (sold separately) |
|  |  |  |  |
| Extension Cord - Up to 164' | Power Box Mounting Rail (sold separately) | Glare Control Shield (Option) | Integrated Control (Option) |
|  |  |  |  |
| 3' Cord, Black, Quick Disconnect | | | |
|  | | | |

Remote Power Box (Optional)


The LL-SLP (GENERATION 3) supports remote installation of the power supply. Simple installation, access and maintenance of the equipment is available with this option by placing the Remote Power Box at the bottom of the pole.





Power box Attached (Optional)

The LL-SLP (GENERATION 3) supports installation of the power supply directly to the fixture. Simple installation and wiring.



Integrated Controls

The fixture is compatible with Synapse™ wireless control system, including RGB sport lighting. It offers a smart, stable and imaginative lighting control solution to your sports facility.





| | |
|--------------|--|
| Project Name | |
| Catalog # | |
| Job Type | |
| Prepared By | |
| Notes | |

Fixture Ordering Information

| Part # | Wattage | Lumens | Kelvin | Voltage |
|-----------------------|---------|--------|--------|---------|
| LL-SLP-650-57-UNV-BK | 650 | 97500 | 5700 | 120-277 |
| LL-SLP-650-50-UNV-BK | 650 | 99500 | 5000 | 120-277 |
| LL-SLP-650-40-UNV-BK | 650 | 99500 | 4000 | 120-277 |
| LL-SLP-850-57-UNV-BK | 850 | 115000 | 5700 | 120-277 |
| LL-SLP-850-50-UNV-BK | 850 | 120000 | 5000 | 120-277 |
| LL-SLP-850-40-UNV-BK | 850 | 120000 | 4000 | 120-277 |
| LL-SLP-1200-57-UNV-BK | 1200 | 160000 | 5700 | 120-277 |
| LL-SLP-1200-50-UNV-BK | 1200 | 165000 | 5000 | 120-277 |
| LL-SLP-1200-40-UNV-BK | 1200 | 165000 | 4000 | 120-277 |
| LL-SLP-650-57-480-BK | 650 | 97500 | 5700 | 200-480 |
| LL-SLP-650-50-480-BK | 650 | 99500 | 5000 | 200-480 |
| LL-SLP-650-40-480-BK | 650 | 99500 | 4000 | 200-480 |
| LL-SLP-850-57-480-BK | 850 | 115000 | 5700 | 200-480 |
| LL-SLP-850-50-480-BK | 850 | 120000 | 5000 | 200-480 |
| LL-SLP-850-40-480-BK | 850 | 120000 | 4000 | 200-480 |
| LL-SLP-1200-57-480-BK | 1200 | 160000 | 5700 | 200-480 |
| LL-SLP-1200-50-480-BK | 1200 | 165000 | 5000 | 200-480 |
| LL-SLP-1200-40-480-BK | 1200 | 165000 | 4000 | 200-480 |

* Please contact LITELUME for all Custom Option Requests

Accessory Ordering Information

| Part # | Description |
|--|---|
| SBMB-BK | Square Beam Mounting Bracket, Black |
| SLP-TM | Tenon Mount For Sport Lighter Premium |
| RPB | Remote Power Box Installation |
| SL-PBMR | Power Box Mounting Rail |
| C3BK-QC | 3' Cord, Black, Quick Disconnect |
| RPB-C35BK-QC | Remote Power Box Extension Cord, 35', Black, Quick Disconnect |
| RPB-C65BK-QC | Remote Power Box Extension Cord, 65', Black, Quick Disconnect |
| RPB-C164BK-QC | Remote Power Box Extension Cord, 164', Black, Quick Disconnect |
| 4HX4V | NEMA 4H X 4V Distribution *MUST SELECT BEAM ANGLE |
| 3HX3V | NEMA 3H X 3V Distribution *MUST SELECT BEAM ANGLE |
| 2HX2V | NEMA 2H X 2V Distribution *MUST SELECT BEAM ANGLE |
| Wireless Controls:LL-DIM10-087-06-A | Dim10-087-06-A Wireless Controller *each fixture |
| Wireless Controls:LL-KIT-ANT18-01 | Antena *each fixture |
| Wireless Controls:WIRELESS LABOR | Labor To Install Wireless Components *each fixture |
| Wireless Controls:LL-CBSSW-450-002 | Central Base Station Ss450-Based Model W/ 5-Button Switch *1 per project |
| Wireless Controls:COMMISSIONING SERVICES | Commissioning Services *1 per project up to 100 units |



Buy American Act Compliant Ordering Information

| Part # | Description |
|---------|---|
| BAA-SLP | Buy American Act Compliant for Sports Lighter Premium |