



LL-SSA

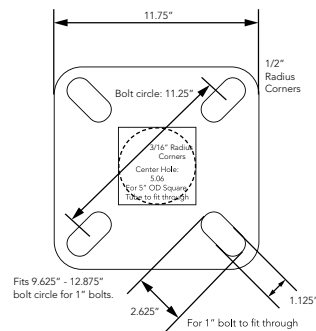
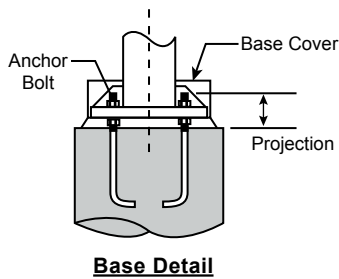
Square Straight Aluminum Pole - Made in USA



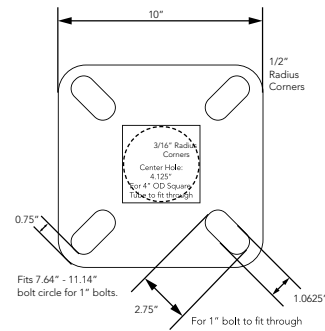
Project Name	
Catalog #	
Job Type	
Prepared By	
Notes	

Features

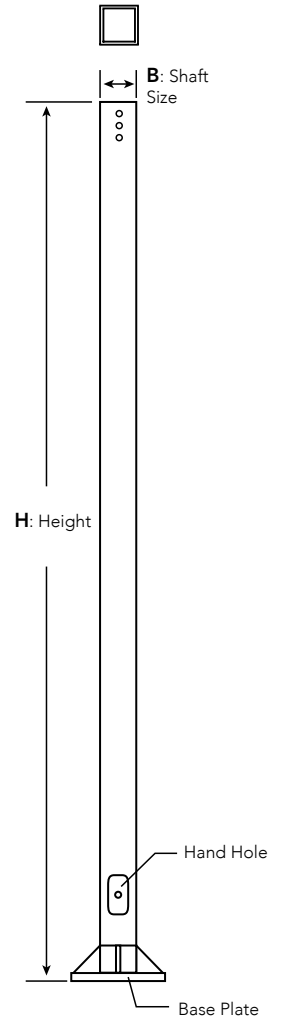
Pole Shaft:	The shaft is extruded from all new 6063 series alloy aluminum tubing. Shafts shall be supplied with a top closure when the shafts are to be drilled for side mounting of luminaires.
Base Cover:	Die-formed from heavy gauge aluminum. Two piece cover for easy installation.
Pole Cap:	Polymer snap-to-close pole cap provided in black.
Finish:	Textured thermoset polyester powder coat is applied and the oven-baked at a temperature of 400°F. Pole finish is warranted for a full one (1) year. An optional three (3) year extended warranty is also available. (external prime coat and internal rust inhibiting coating).
Anchor Bolts:	Poles are provided with hot-dip galvanized anchor bolts, "J" bend on one end and two flat hex bolts end and two flat washers per bolt. Anchor bolts meet or exceed a minimum of 36,000 PSI.



1" Base Plate



3/4" Base Plate



Ordering Information

Model	Height (H)	Shaft (B)	Gage	Mounting	Finish	Option
LL-SSA	10' 12' 14'	4"	.125	1 (DM1) 2 (DM2180) 29 (DM290) 39 (DM390)	DBZ (Dark Bronze) BLK (Black) WHT (White) SLV (Silver)	GR (GFI Receptacle) SB (Single Banner Arm) DB (Double Banner Arm)
	16' 18' 20'	5"	.125 .188 .250	49 (DM490) PT238 (2 3/8" x 4") PT3 (3" x 4")	GY (Grey) CU (Custom)	

* Please contact LITELUME for all Custom Option Requests



Effective Projected Area (EPA) Wind Ratings

Pole Height	Maximum Allowable EPA (ft ²) with 1.3 gust	Outside Dimension	Pole Thickness	Base Plate	Anchor Bolts
	100 mph				
10'	7.5	4"	0.125"	10"	3/4" x 30"
12'	5.7	4"	0.125"	10"	3/4" x 30"
14'	4.4	4"	0.188"	10"	3/4" x 30"
14'	12.2	5"	0.188"	10"	3/4" x 30"
16'	5.8	4"	0.188"	10"	3/4" x 30"
16'	10.0	5"	0.188"	10"	3/4" x 30"
18'	4.6	4"	0.188"	10"	3/4" x 30"
18'	8.3	5"	0.188"	10"	3/4" x 30"
20'	3.7	4"	0.188"	10"	3/4" x 30"
20'	6.7	5"	0.188"	11.75"	3/4" x 30"

