



Cylinder Large



8"



10"

Description

The LITELUME™ LED Cylinder Large (LL-CYL-L) is a specification grade field adjustable Downlight luminaire designed for retrofit or new construction. Available in 8", and 10" diameters. Featuring 3 level lumen output and 3 color adjustable CCT, allowing for customized energy savings and comfortability.

Applications include hospitals, schools, restaurants, offices, hallways, conference rooms, bathrooms and many other commercial, residential & Hospitality areas.

Fixture Information

Size:	30W/45W/55W/75W/95W/105W
Housing:	Die-cast Aluminum Housing
Finish:	Protective powdercoat
Lens:	Glass
Color:	Standard: Black (BK) Optional: White (WH), Grey (GY)
Mounting:	Standard: Ceiling, or Suspended with connectable 24" or 48" Rigid Stem Mounts Standard: Direct Mount
Power Factor:	.90
CRI:	80
THD:	<15%
Operating Temperature:	-40°F to 104°F
Voltage:	Standard: 120-277V
Dimming:	Standard: 0-10V
Warranty:	10-Year Limited Warranty

Performance Data

Lumen Output:

4,289 to 14,788 lm

Lumens Per Watt (typical):

140 to 142 lm/W

CCT:

3000K/4000K /5000K Selectable

Distribution:

45°
75°

Lifespan:

Up to 100,000 hours

Ratings & Certificates

UL Listed for Wet Location



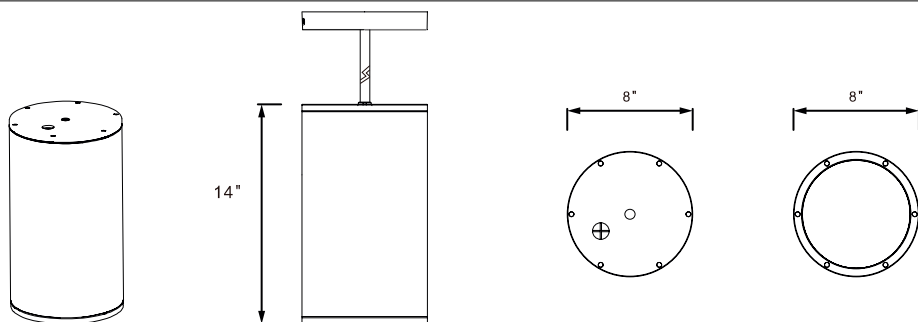


Dimensions

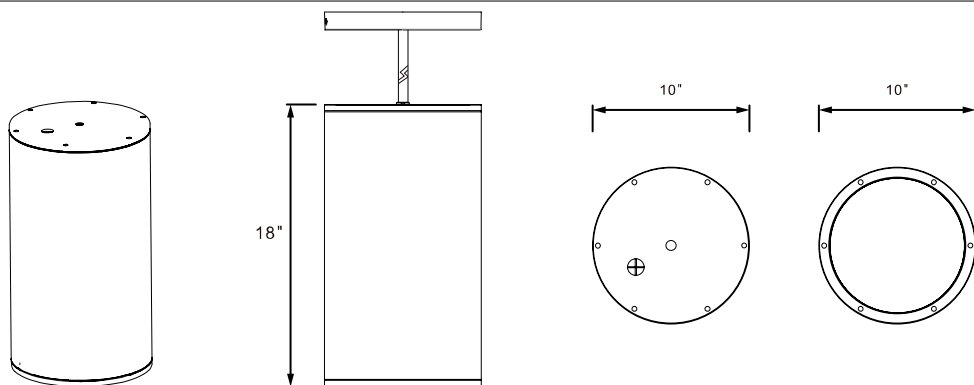
Item	Diameter	Height
8" Suspended Mount	8"	14"
10" Suspended Mount	10"	18"
8" Ceiling Mount	8"	15.2"
10" Ceiling Mount	10"	19.2"
8" Direct Mount	8"	16.42"
10" Direct Mount	10"	20.42"

Suspended Mount

8"

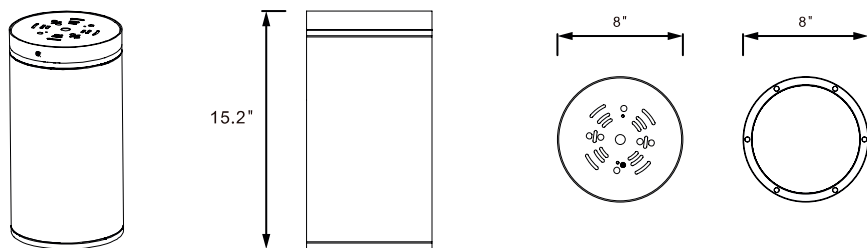


10"



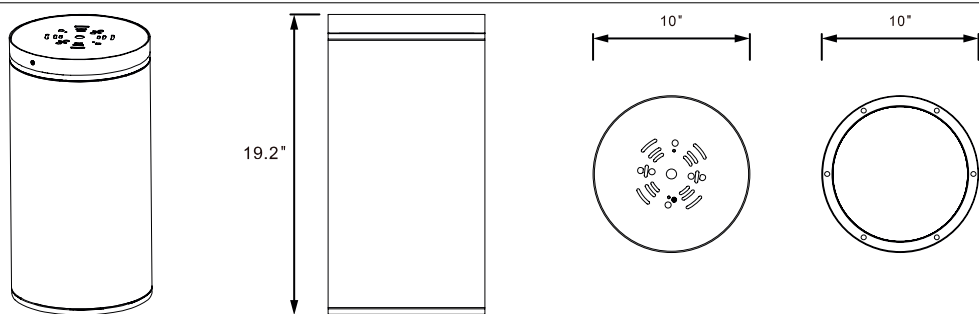
Ceiling Mount

8"



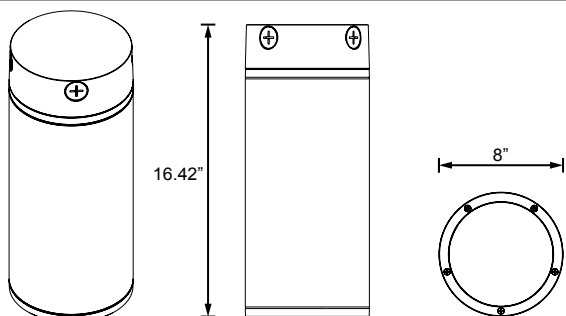


10"

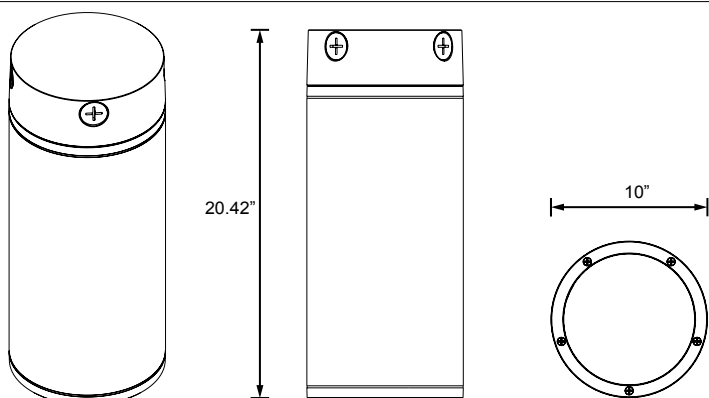


Direct Mount

8"



10"





Features





FAO Controllers
Easy access to uplight and downlight switch. Smart control switch for selectable CCT and wattage.




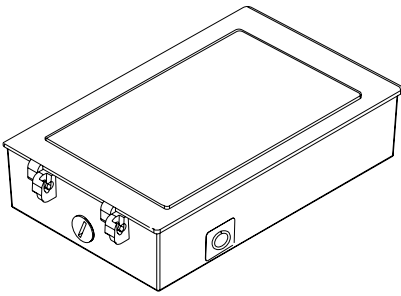
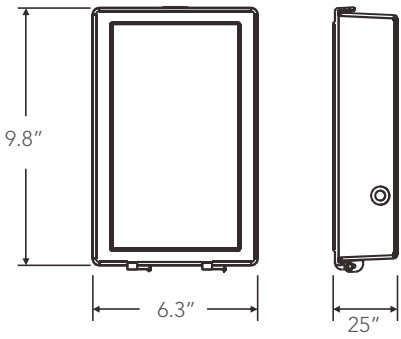
Mounting Options

Suspended Mount only with required connectable Rigid Stem Mounts (24" or 48" connectable)	
8"	10"
Ceiling Mount	
8"	10"



Direct Mount	
8"	10"
	

Emergency Battery Backup

	
CWM-EM-R	Dimensions
	
<p>Features</p> <ul style="list-style-type: none">• IP65• Die-cast aluminum body• UV stabilized powder coated finish• Surface, wall mount; universal mounting pattern knockouts for 4" octagon or 4" square electrical boxes.• Two 1/2-14 NPT threaded conduit entries in back box.	



Suspended Mount up to 48" only with required Rigid Stem Mounts (4x12" Connectable stems)

The diagram shows a five-step process for installing a suspended mount:

- A vertical stem is shown with a "Thread Lock" at the top and a "Cord 4FT" attached.
- The stem is inserted into a cylindrical mount, with a "Thread Lock" indicated at the top of the cylinder.
- The stem is fully inserted into the cylinder.
- A rectangular mounting plate is positioned above the cylinder, and a "Screw" is used to secure it.
- The final assembly is shown with the mounting plate secured to the cylinder.

Ceiling Mount

The diagram shows a three-step process for installing a ceiling mount:

- A cylindrical mount is shown with a "Thread Lock" at the top.
- The mount is inserted into a rectangular mounting plate, with a "Screw" used to secure it.
- The final assembly is shown with the mounting plate secured to the cylinder.

Direct Mount

The diagram shows a two-step process for installing a direct mount:

- A cylindrical mount is shown with a "Thread Lock" at the top.
- The mount is inserted into a rectangular mounting plate, with a "Screw" used to secure it.

A circular inset shows the four mounting holes on the back of the mounting plate.



Project Name	
Catalog #	
Job Type	
Prepared By	
Notes	

Suspended or Ceiling Mount Ordering Information

Part #	Wattage	Lumens	CCT	Voltage	Distribution
LL-CYL-L-8-SC-[30][45][55]-3CCT-UNV-45D-BK	30W/45W/55W	4289/6434/7864	3000K 4000K 5000K	120-277	45°
LL-CYL-L-10-SC-[75][95][105]-3CCT-UNV-45D-BK	75W/95W/105W	10562/13379/14788	3000K 4000K 5000K	120-277	45°
LL-CYL-L-8-SC-[30][45][55]-3CCT-UNV-75D-BK	30W/45W/55W	4289/6434/7864	3000K 4000K 5000K	120-277	75°
LL-CYL-L-10-SC-[75][95][105]-3CCT-UNV-75D-BK	75W/95W/105W	10562/13379/14788	3000K 4000K 5000K	120-277	75°
LL-CYL-L-8-SC-[30][45][55]-3CCT-UNV-45D-WH	30W/45W/55W	4289/6434/7864	3000K 4000K 5000K	120-277	45°
LL-CYL-L-10-SC-[75][95][105]-3CCT-UNV-45D-WH	75W/95W/105W	10562/13379/14788	3000K 4000K 5000K	120-277	45°
LL-CYL-L-8-SC-[30][45][55]-3CCT-UNV-75D-WH	30W/45W/55W	4289/6434/7864	3000K 4000K 5000K	120-277	75°
LL-CYL-L-10-SC-[75][95][105]-3CCT-UNV-75D-WH	75W/95W/105W	10562/13379/14788	3000K 4000K 5000K	120-277	75°
LL-CYL-L-8-SC-[30][45][55]-3CCT-UNV-45D-GY	30W/45W/55W	4289/6434/7864	3000K 4000K 5000K	120-277	45°
LL-CYL-L-10-SC-[75][95][105]-3CCT-UNV-45D-GY	75W/95W/105W	10562/13379/14788	3000K 4000K 5000K	120-277	45°
LL-CYL-L-8-SC-[30][45][55]-3CCT-UNV-75D-GY	30W/45W/55W	4289/6434/7864	3000K 4000K 5000K	120-277	75°
LL-CYL-L-10-SC-[75][95][105]-3CCT-UNV-75D-GY	75W/95W/105W	10562/13379/14788	3000K 4000K 5000K	120-277	75°

Accessories Ordering Information

****Required To Use Rigid Stem Mount When Suspending Large Cylinder****

Part #	Description
CYL-RSM-L-24-BK	Rigid Stem Mount 24" Connectable Cylinder Large Black
CYL-RSM-L-24-WH	Rigid Stem Mount 24" Connectable Cylinder Large White
CYL-RSM-L-24-GY	Rigid Stem Mount 24" Connectable Cylinder Large Gray
CYL-RSM-L-48-BK	Rigid Stem Mount 48" Connectable Cylinder Large Black
CYL-RSM-L-48-WH	Rigid Stem Mount 48" Connectable Cylinder Large White
CYL-RSM-L-48-GY	Rigid Stem Mount 48" Connectable Cylinder Large Gray
EM	Emergency Battery Back Up 8W 1000 Lumens
CWM-EM-R-BK	Emergency Battery Back Up Remote Mounted 8W 1000 Lumens For Cylinder Wall Mount Black
CWM-EM-R-WH	Emergency Battery Back Up Remote Mounted 8W 1000 Lumens For Cylinder Wall Mount White
CWM-EM-R-GY	Emergency Battery Back Up Remote Mounted 8W 1000 Lumens For Cylinder Wall Mount Gray

Direct Mount Ordering Information

Part #	Wattage	Lumens	CCT	Voltage	Distribution
LL-CYL-L-8-DM-[30][45][55]-3CCT-UNV-45D-BK	30W/45W/55W	4289/6434/7864	3000K 4000K 5000K	120-277	45°
LL-CYL-L-10-DM-[75][95][105]-3CCT-UNV-45D-BK	75W/95W/105W	10562/13379/14788	3000K 4000K 5000K	120-277	45°
LL-CYL-L-8-DM-[30][45][55]-3CCT-UNV-75D-BK	30W/45W/55W	4289/6434/7864	3000K 4000K 5000K	120-277	75°
LL-CYL-L-10-DM-[75][95][105]-3CCT-UNV-75D-BK	75W/95W/105W	10562/13379/14788	3000K 4000K 5000K	120-277	75°
LL-CYL-L-8-DM-[30][45][55]-3CCT-UNV-45D-WH	30W/45W/55W	4289/6434/7864	3000K 4000K 5000K	120-277	45°
LL-CYL-L-10-DM-[75][95][105]-3CCT-UNV-45D-WH	75W/95W/105W	10562/13379/14788	3000K 4000K 5000K	120-277	45°
LL-CYL-L-8-DM-[30][45][55]-3CCT-UNV-75D-WH	30W/45W/55W	4289/6434/7864	3000K 4000K 5000K	120-277	75°
LL-CYL-L-10-DM-[75][95][105]-3CCT-UNV-75D-WH	75W/95W/105W	10562/13379/14788	3000K 4000K 5000K	120-277	75°
LL-CYL-L-8-DM-[30][45][55]-3CCT-UNV-45D-GY	30W/45W/55W	4289/6434/7864	3000K 4000K 5000K	120-277	45°
LL-CYL-L-10-DM-[75][95][105]-3CCT-UNV-45D-GY	75W/95W/105W	10562/13379/14788	3000K 4000K 5000K	120-277	45°
LL-CYL-L-8-DM-[30][45][55]-3CCT-UNV-75D-GY	30W/45W/55W	4289/6434/7864	3000K 4000K 5000K	120-277	75°
LL-CYL-L-10-DM-[75][95][105]-3CCT-UNV-75D-GY	75W/95W/105W	10562/13379/14788	3000K 4000K 5000K	120-277	75°