



Exit & Emergency Combo Explosion Proof

IP66



C1D1
HAZARDOUS



Description

The LITELUME™ Exit & Emergency Combo Explosion Proof (LL-EXEMCOEP) Class 1, Division 1 is built from A360 Aluminum, stainless steel fasteners and tempered glass. 2 x 12 piece 3030 spot LED's combined with edge lit exit sign. Typical applications include marine, hazardous, industrial facilities, oil, gas, painting facilities, manufacturing, and auto service facilities.

Fixture Information

Size:	10W
Housing:	A360 Die-cast Aluminum
Finish:	Powder Coat Finish Over a Chromate Conversion Coating
Color:	Standard: Grey
Mounting:	Wall Mount or 3/4 NPT
Lens:	Clear Tempered Glass
Temperature:	-4°F to +140°F
Voltage:	Standard: 120-277V
3 Hour Emergency Operation	
Warranty:	7-Year Limited Warranty *3-Year Battery Warranty

Performance Data

Lumen Output:

800 lm

Lumens Per Watt (typical):

80 lm/W

CCT:

5000K

Lifespan:

50,000 hrs

Ratings & Certificates

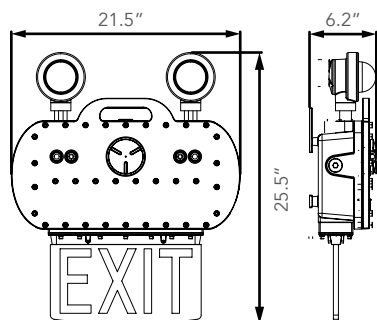
Class I, Division 1, Groups C, D
Class I, Division 2, Groups A, B, C, D
IP66 / Wet Locations
Class II, Division 1, Groups E, F, G
Class II, Division 2, Groups F, G
Class III
UL 844 Hazardous Locations
UL 924 Emergency Lighting
UL 1598A Marine Outside Type
UL 1598 Wet Locations
UL 8750 LED Safety
ETL
NEMA 4X
Impact level: IK10 (enclosure);
IK08 (glass, with metal guard)



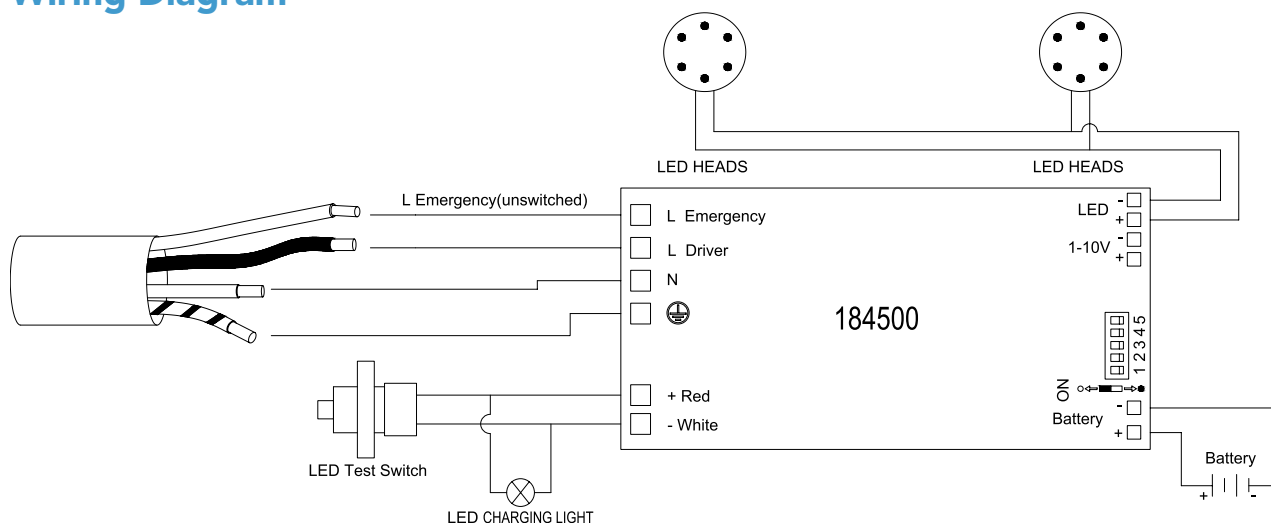


Dimension

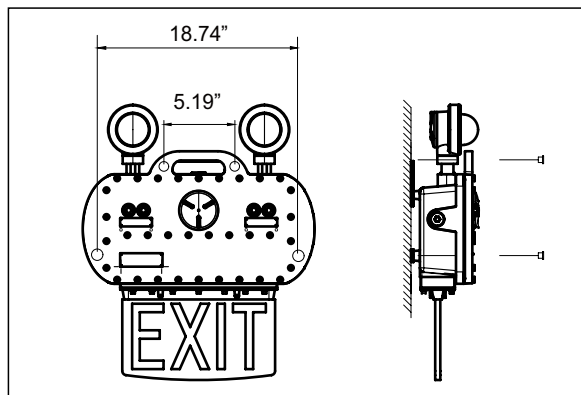
Item	Height	Width	Depth	Weight
EXEMCOEP	25.5"	21.5"	6.2"	55.12 lbs




Wiring Diagram



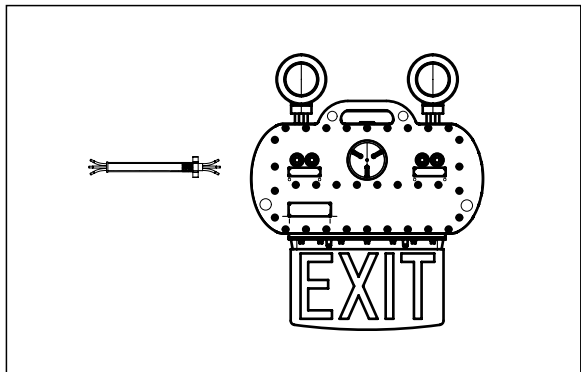
Installation: Wall Mounting



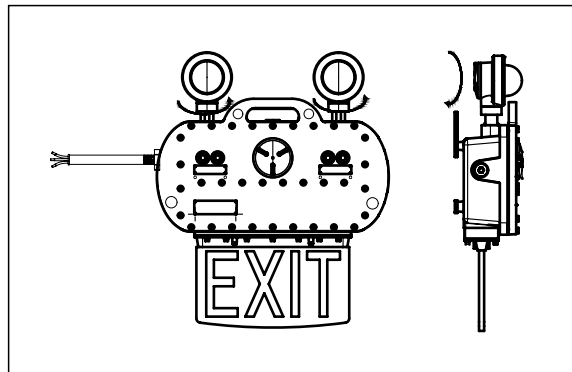
1. Drill four holes as fig. 1, the distance as per 18.74" and 5.19"



2. Fix with four 5/16" expansion screws.



3. Install pipe to 3/4" NPT entry and fix 0.63inch Chico A. Then connect the AC cable: black cable joins to L, white cable joins to N, green cable joins to grounding.



4. After installation, adjust the direction of the headlights as needed.



Project Name	
Catalog #	
Job Type	
Prepared By	
Notes	

Ordering Guide

Brand		Fixture Type		Power		Letters		Voltage		Finish	
LL	LITELUME	EXEMCOEP	Exit & Emergency Combo Explosion Proof	10	10W*	R	Red	UNV	120-277V	GY	Gray
						G	Green				

* 2 x 5w LED's

Fixture Ordering Information

Part #	Wattage	Lumens	Kelvin	Voltage
LL-EXEMCOEP-10-R-UNV-GY	10	800	5000	120-277
LL-EXEMCOEP-10-G-UNV-GY	10	800	5000	120-277

* Please contact LITELUME for all Custom Option Requests