



Vaportite Adjustalume Series



*Not all product variations listed on this page are DLC qualified. Visit www.designlights.org/search to confirm qualification



Description

The Litelume LED Vaportite (LL-VT) Adjustalume Series is a suspended or surface mounted vapor proof luminaire designed for retrofit or new construction. Applications include parking garage, stairwell lighting, car washes, food processing, commercial and industrial with applicable building and safety codes. Featuring 3 level lumen output and 3 color adjustable CCT, allowing for customized energy savings and comfortability. High Power factor .95 and low THD.

Fixture Information

| | |
|------------------------|--|
| Size: | 20W/25W/30W/34W/38W/45W/ 65W/75W/90W |
| Housing: | High quality ABS |
| Lens: | Impact resistant polycarbonate |
| Latches: | Standard: Stainless Steel |
| Colors: | Standard: Grey |
| Mountings: | Standard: Surface Mount, Suspended Mount |
| Accessories: | Emergency Back-up Battery |
| Sensor: | Standard: No sensor Optional: Integrated Microwave Motion sensor |
| Dimming: | 0-10V |
| Operating Temperature: | -22° F to 113° F |
| Power Factor: | .95 |
| CRI: | 83 |
| Voltage: | Standard: 120-277V Optional: 480v |
| Warranty: | 10-Year Limited Warranty |

Performance Data

Lumen Output:

2,872 to 12,364 lm

Lumens Per Watt (typical):

142 to 147 lm/W

CCT:

3500K
4000K
5000K

Lifespan:

up to 100,000 hrs

Ratings & Certificates

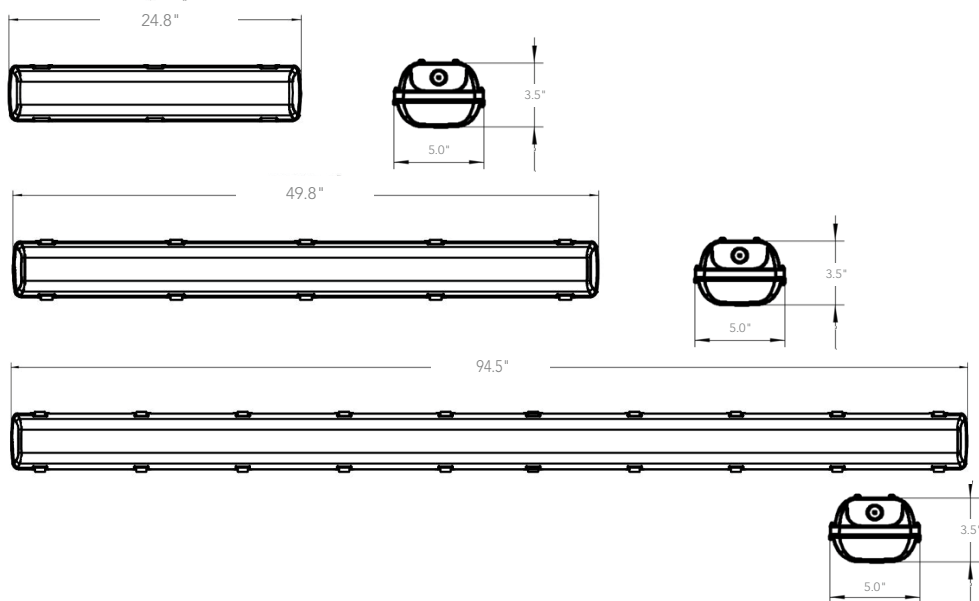
UL Listed for Wet Locations
IP66 rated
IK10 rated





Dimension

| Item | Height | Length | Width | Weight |
|------|--------|--------|-------|-----------|
| 2' | 3.5" | 24.8" | 5.0" | 3.40 lbs |
| 4' | 3.5" | 49.8" | 5.0" | 5.86 lbs |
| 8' | 3.5" | 94.5" | 5.0" | 11.24 lbs |



Included Accessories

V-Hook / Bracket / Screw / Plastic Tube / Waterproof Plug



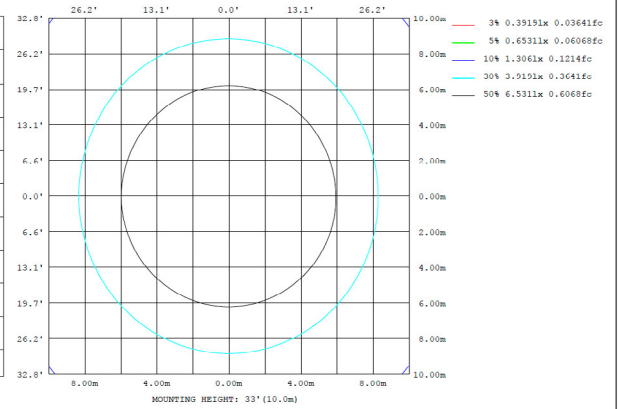
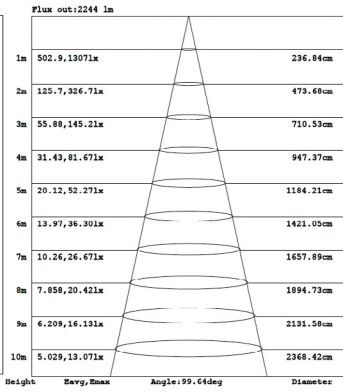
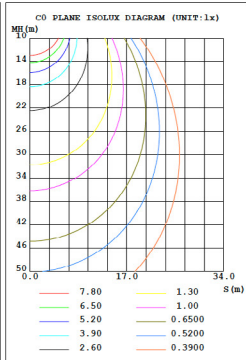
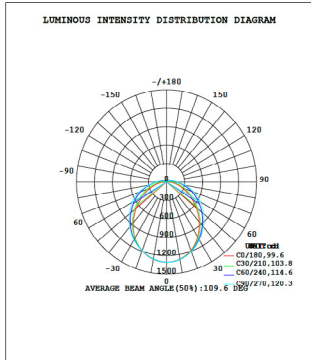
Accessories

| | | | |
|-------------|-------|-----------------|------|
| ANT-3C | RC100 | EM8, EM15, EM20 | EMC4 |
| | | | |
| EMC8, EMC15 | EMC20 | VTHB-CHAIN | VTPK |
| | | | |

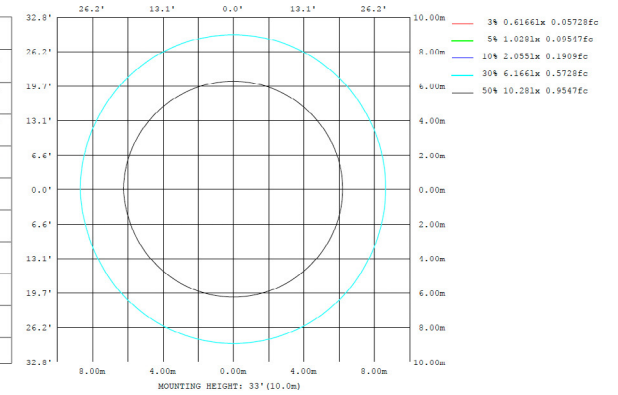
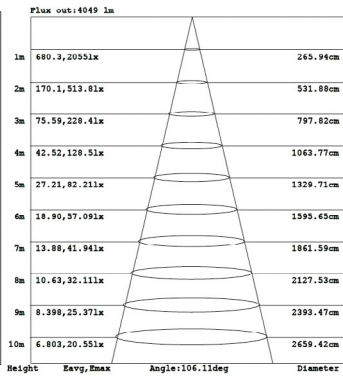
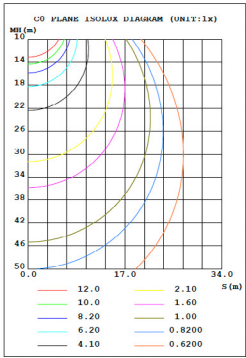
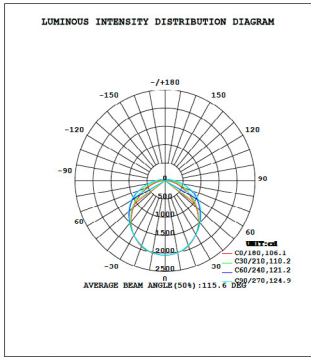


Photometrics

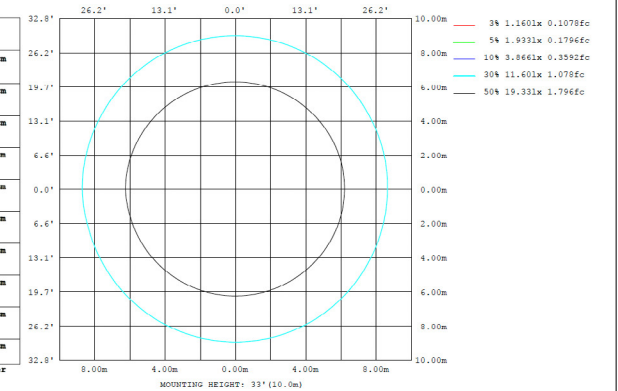

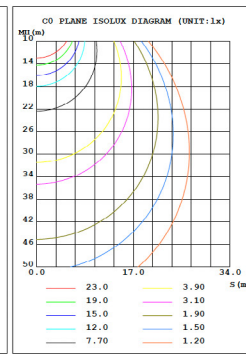
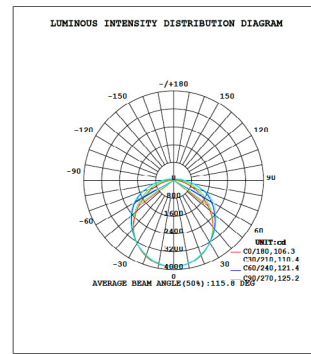
2' (30W 3500K)



4' (45W 3500K)



8' (90W 3500K)





| | |
|--------------|--|
| Project Name | |
| Catalog # | |
| Job Type | |
| Prepared By | |
| Notes | |

Fixture Ordering Information

| Part # | Wattage | Lumens | Kelvin | Voltage |
|------------------------------|-------------|------------------|-------------------|---------|
| LL-VT2-[20][25][30]-3CCT-UNV | 20W 25W 30W | 2872/3454/4021 | 3500K 4000K 5000K | 120-277 |
| LL-VT4-[34][38][45]-3CCT-UNV | 34W 38W 45W | 4941/5423/6494 | 3500K 4000K 5000K | 120-277 |
| LL-VT8-[65][75][90]-3CCT-UNV | 65W 75W 90W | 9295/10500/12364 | 3500K 4000K 5000K | 120-277 |

Accessories Ordering Information

| Part # | Description |
|------------------|---|
| ANT-3C | Sharkward 10-14V DC 0-10C Microwave Motion Sensor |
| ANT-7D-BLE-SR | Sharkward Silvair 10-14V DC 0-10V Bluetooth Microwave Sensor |
| ANT-7D-BLE-GE | Homewell GEBC 10-14V DC 0-10V Bluetooth Microwave Sensor |
| RC100 | Remote Control 100 |
| AC-MWS105E-FA102 | Autani Compatible - Keilton MWS105E Integrated 12V Eco Microwave Sensor & FA102 Integrated Fixture Adapter LLLC |
| VTHB-CHAIN | Chain For VTHB |
| VTPK | Pendant Mount Kit For Vaportite ^{**} (2) Pieces Required For Each 2' Or 4' Fixture ^{**} (3) Pieces Required For Each 8' Fixture |
| EM8 | Emergency Battery Back Up, 8W, 90 Minutes |
| EM15 | Emergency Battery Back Up, 15W, 90 Minutes |
| EM20 | Emergency Battery Back Up, 20W, 90 Minutes |
| EMC4 | Emergency Battery Back Up Cold Weather 4W -4 °F To 122°F |
| EMC8 | Emergency Battery Back Up Cold Weather 8W -4 °F To 122°F |
| EMC15 | Emergency Battery Backup Cold Weather 15W -4 °F To 122°F |
| EMC20 | Emergency Battery Backup Cold Weather 20W -4 °F To 122°F |

* Please contact LITELUME for all Custom Option Requests