



LL-RSA

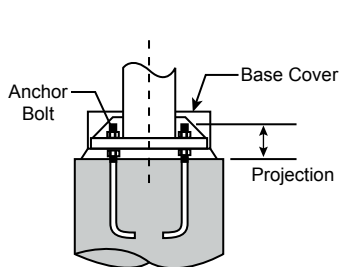
Round Straight Aluminum Pole - Made in USA



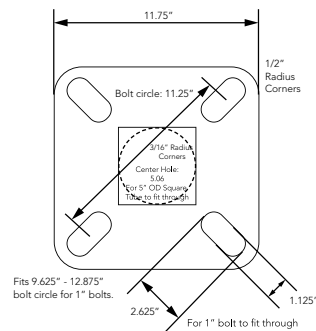
Project Name	
Catalog #	
Job Type	
Prepared By	
Notes	

Features

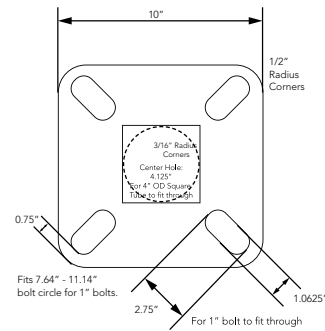
Pole Shaft:	The shaft is extruded from all new 6063 series alloy aluminum tubing. Shafts shall be supplied with a top closure when the shafts are to be drilled for side mounting of luminaires.
Base Cover:	Die-formed from heavy gauge aluminum. Two piece cover for easy installation.
Pole Cap:	Polymer snap-to-close pole cap provided in black.
Finish:	Textured thermoset polyester powder coat is applied and the oven-baked at a temperature of 400°F. Pole finish is warranted for a full one (1) year. An optional three (3) year extended warranty is also available. (external prime coat and internal rust inhibiting coating).
Anchor Bolts:	Poles are provided with hot-dip galvanized anchor bolts, "J" bend on one end and two flat hex bolts end and two flat washers per bolt. Anchor bolts meet or exceed a minimum of 36,000 PSI.



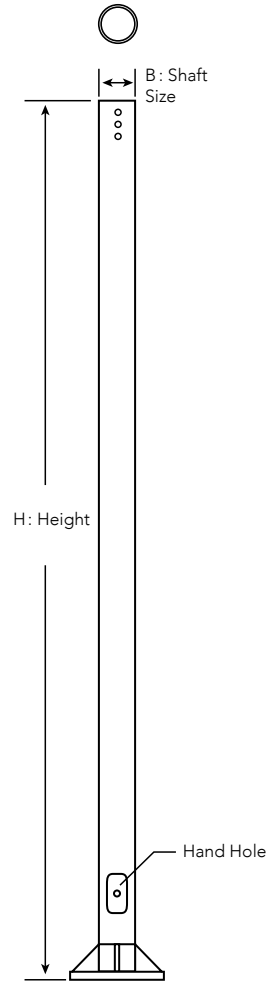
Base Detail



1" Base Plate



3/4" Base Plate



Ordering Information

Model	Height (H)	Shaft (B)	Gage	Mounting	Finish	Option
LL-RSA (Smooth)	10'	4"	.125	1 (DM1)	DBZ (Dark Bronze) BLK (Black) WHT (White) SLV (Silver) GY (Grey) CU (Custom)	GR (GFI Receptacle) RBC(Round Base Cover) SB (Single Banner Arm) DB (Double Banner Arm)
	12'			2 (DM2180)		
	14'			29 (DM290)		
	16'	5"	.125	39 (DM390)		
	18'		.188	49 (DM490)		
LL-RSAF (Fluted)	20'		.250	PT238 (2 3/8" x 4") PT3 (3" x 4")		
	10'	4"	.125			
	12'					
	14'					
	16'	5"	.188			
	18'					
	20'					

* Please contact LITELUME for all Custom Option Requests



Effective Projected Area (EPA) Wind Ratings

Pole Height	Maximum Allowable EPA (ft ²) with 1.3 gust	Outside Dimension	Pole Thickness	Base Plate	Anchor Bolts
	100 mph				
10'	6.0	4"	0.125"	10"	3/4" x 30"
12'	4.5	4"	0.125"	10"	3/4" x 30"
12'	6.5	4"	0.188"	10"	3/4" x 30"
14'	5.7	5"	0.188"	10"	3/4" x 30"
16'	4.4	4"	0.188"	10"	3/4" x 30"
16'	7.8	5"	0.188"	10"	3/4" x 30"
18'	3.4	4"	0.188"	10"	3/4" x 30"
18'	6.3	5"	0.188"	10"	3/4" x 30"
20'	2.6	4"	0.188"	10"	3/4" x 30"
20'	4.9	5"	0.188"	11.75"	3/4" x 30"

