



LL-SSA

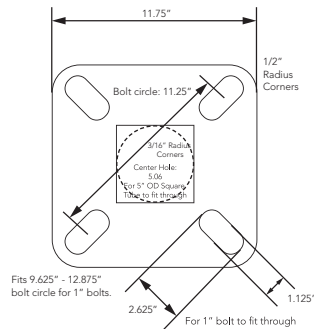
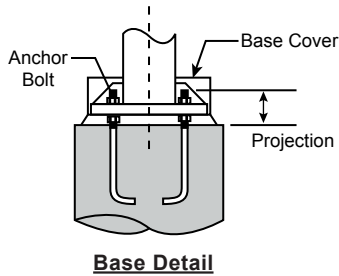
Square Straight Aluminum Pole - Made in USA



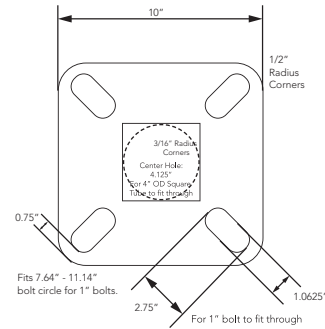
Project Name	
Catalog #	
Job Type	
Prepared By	
Notes	

Features

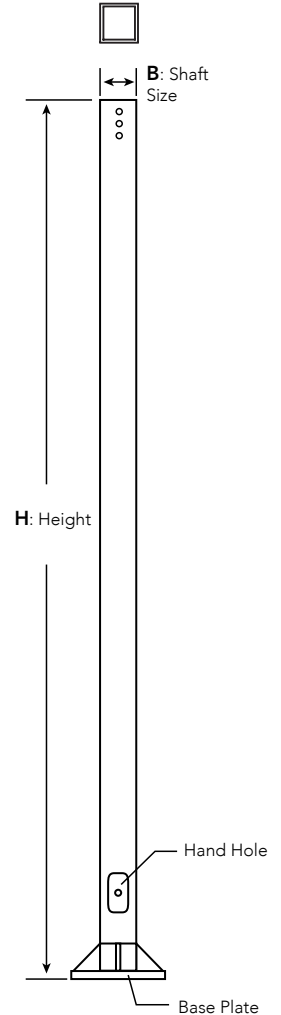
Pole Shaft:	The shaft is extruded from all new 6063 series alloy aluminum tubing. Shafts shall be supplied with a top closure when the shafts are to be drilled for side mounting of luminaires.
Base Cover:	Die-formed from heavy gauge aluminum. Two piece cover for easy installation.
Pole Cap:	Polymer snap-to-close pole cap provided in black.
Finish:	Textured thermoset polyester powder coat is applied and the oven-baked at a temperature of 400°F. Pole finish is warranted for a full one (1) year. An optional three (3) year extended warranty is also available. (external prime coat and internal rust inhibiting coating).
Anchor Bolts:	Poles are provided with hot-dip galvanized anchor bolts, "J" bend on one end and two flat hex bolts end and two flat washers per bolt. Anchor bolts meet or exceed a minimum of 36,000 PSI.



1" Base Plate



3/4" Base Plate



Ordering Information

Model	Height (H)	Shaft (B)	Gage	Mounting	Finish	Option
LL-SSA	10' 12' 14'	4"	.125	DM1 (Drill Mount 1) DM290 (Drill Mount 2 @ 90) DM2180 (Drill Mount 2 @ 180) DM3120 (Drill Mount 3 @ 90) DM490 (Drill Mount 4 @ 90) PT238 (Post Tenon Top 2 3/8" OD x 4") PT3 (Post Tenon Top 3" OD x 4")	BZ (Bronze) WH (White) BK (Black) GR (Green) GY (Gray) CUS (Custom)	FO (Festoon Outlet Less Electrical) * FOGI (Festoon Outlet w/GFI Less Electrical) * EHH (Extra Hand Hole) ** VD (Vibration Dampener)
	16' 18' 20'					

*Standard: 24" above pole base on same side as hand hole, Optional: Specify the location and height above the base of pole in inches. O = Opposite side of hand hole, R = Right side of hand hole, L = Left side of hand hole. Example, H36-O = 36" height on opposite side of hand hole.

**Specify the location and height above the base of pole in inches. O = Opposite side of hand hole, R = Right side of hand hole, L = Left side of hand hole. Example, H36-O = 36" height on opposite side of hand hole.



Effective Projected Area (EPA) Wind Ratings

Pole Height	Maximum Allowable EPA (ft²) with 1.3 gust	Outside Dimension	Pole Thickness	Base Plate	Anchor Bolts
	100 mph				
10'	7.5	4"	0.125"	10"	3/4" x 30"
12'	5.7	4"	0.125"	10"	3/4" x 30"
14'	4.4	4"	0.188"	10"	3/4" x 30"
14'	12.2	5"	0.188"	10"	3/4" x 30"
16'	5.8	4"	0.188"	10"	3/4" x 30"
16'	10.0	5"	0.188"	10"	3/4" x 30"
18'	4.6	4"	0.188"	10"	3/4" x 30"
18'	8.3	5"	0.188"	10"	3/4" x 30"
20'	3.7	4"	0.188"	10"	3/4" x 30"
20'	6.7	5"	0.188"	11.75"	3/4" x 30"

