



# LL-CS-DBRSS

## Contractor Select Direct Burial Round Straight Steel Pole

Project Name	
Catalog #	
Job Type	
Prepared By	
Notes	

**NOTE: BASE COVER, ANCHOR BOLT KIT & TEMPLATE INCLUDED**

### Description

The LITELUME Series Contractor Select Direct Burial Round Straight Steel poles are built from high strength steel tube and are available side drilled for arm mounted area lighting luminaires or with tenon mounts for flood and post top luminaires. Typical area lighting applications include retail centers, industrial parks, schools and universities, public transit and airports, office buildings and medical facilities. Mounting heights of 10 to 20 feet can be used based on selected luminaire application.

### Fixture Information

Finish:	Textured architectural bronze powder-coat finish, baked to ensure maximum paint adhesion, hardness and durability.
Hand Hole:	Cast iron reinforced hand hole and cover with ground screw.
Surface Treatment:	Hot-dip galvanizing.
Pole Length:	Poles are available in standard lengths as shown in the order matrix.

### Specification

Conforms to ASTM-A 500 Grade B: Minimum Yield Strength of 46,000 PSI.

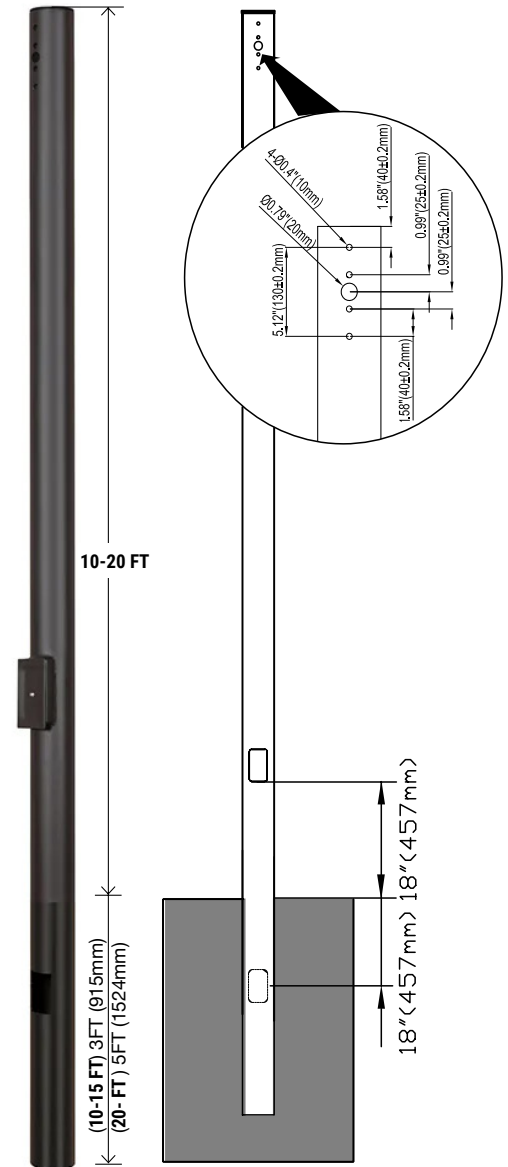
Catalog Number	10ft	15ft	20ft
LL-CS-DBRSS-10-4-11-FT-BZ	L=3.0(m) (ground height)	L=4.6(m) (ground height)	L=6.1(m) (ground height)
LL-CS-DBRSS-15-4-11-FT-BZ			
LL-CS-DBRSS-20-4-11-FT-BZ			

### Ordering Information

Company	Direct Burial Round Straight Steel Pole	Ground Height	Size	Thickness	Finish
LL	CS-DBRSS	10FT - (3.0 M) 15FT - (4.6 M) 20FT - (6.1 M)	4 - (4" X 4")	11G - (11 gauge)	BZ - Bronze BK - Black WH - White

### Ordering Guide

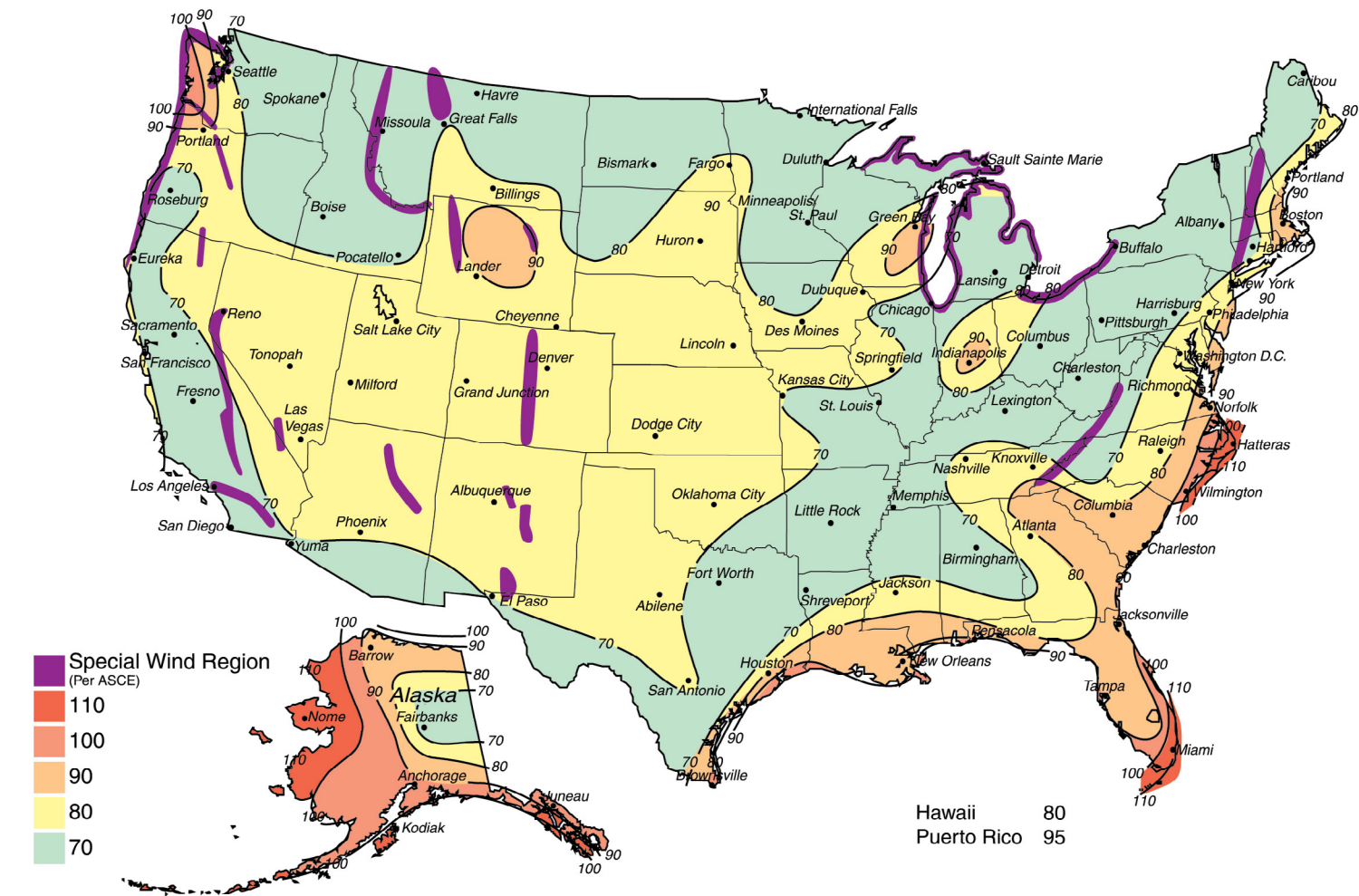
Part #	Description
LL-CS-DBRSS-10-4-11-FT-BZ	CONTRACTOR SELECT DIRECT BURIAL ROUND STRAIGHT STEEL POLE, 10', 4" SHAFT, 11 GAUGE, FLAT TOP, BRONZE
LL-CS-DBRSS-15-4-11-FT-BZ	CONTRACTOR SELECT DIRECT BURIAL ROUND STRAIGHT STEEL POLE, 15', 4" SHAFT, 11 GAUGE, FLAT TOP, BRONZE
LL-CS-DBRSS-20-4-11-FT-BZ	CONTRACTOR SELECT DIRECT BURIAL ROUND STRAIGHT STEEL POLE, 20', 4" SHAFT, 11 GAUGE, FLAT TOP, BRONZE





Dimension Data

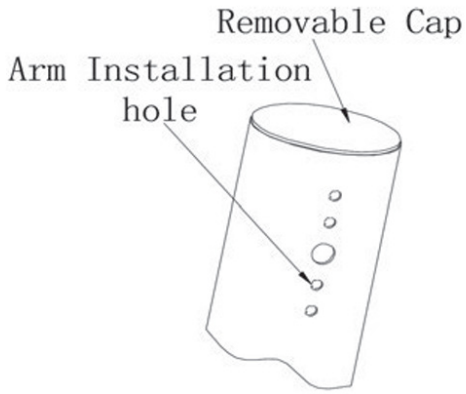
Catalog	Height	Gauge	Size	Subsurface Depth	Weight (lbs)	EPA 70	EPA 80	EPA 90	EPA 100	EPA 110	EPA 120	EPA 130	EPA 140
LL-CS-DBRSS-10-4-11-FT-BZ	10ft	11	4" dia.	3'	74.8	28.2	23.5	20.3	19.4	17.3	15.6	12.3	9.8
LL-CS-DBRSS-15-4-11-FT-BZ	15ft				99	18.2	15.5	13.1	11.5	9.9	7.4	5.2	3.8
LL-CS-DBRSS-20-4-11-FT-BZ	20ft			5'	132	12.2	10.3	8.8	7.2	6.1	4.6	2.2	1.0





## Features

**Mounting:** Standard length poles are predrilled (2@180°), with a polycarbonate top cover and hole plugs for unused predrilled locations.



### DIRECT UNDERGROUND BURIAL:



**BLACK ASPHALTUM:** Black Asphaltum is an economical, highly protective, acid and alkali-resistant coating designed for Direct burial Light Pole use.

This protective coating is applied on either galvanized or powder-coated products to add a supplemental layer of corrosion protection. This combination of galvanizing and/or powder coating coupled with black Asphaltum provides the best below-grade corrosion resistance in the Light Pole industry.

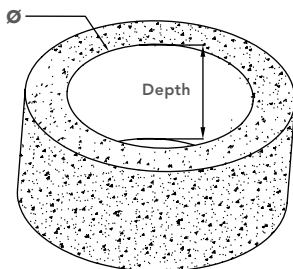
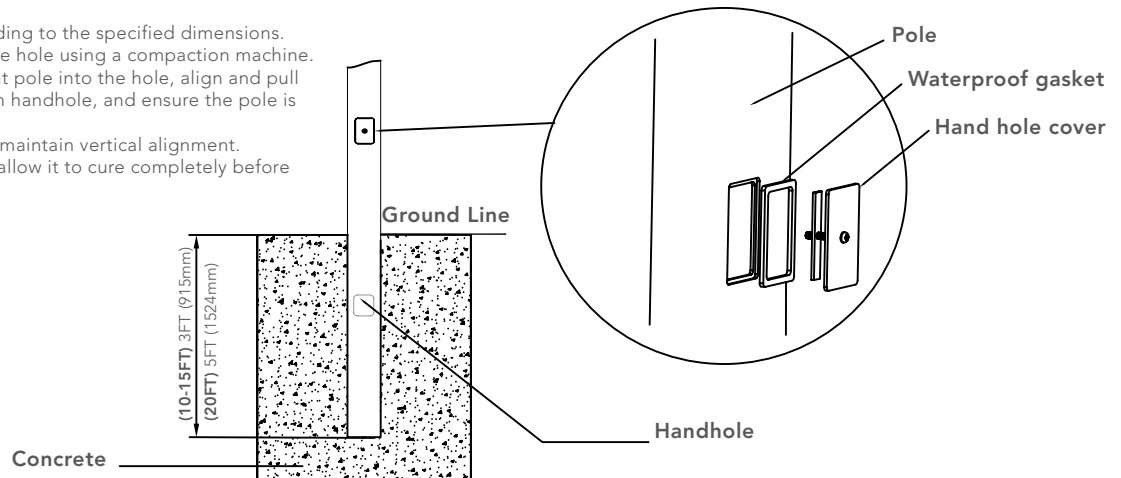
#### ADVANTAGE:

- Rust proofing properties
- Superior resistance to acids and alkali
- Outstanding adhesion and wear resistance

## Installation

### Installation Instructions

1. Excavate the foundation hole according to the specified dimensions.
2. Compact and level the bottom of the hole using a compaction machine.
3. Place the embedded end of the light pole into the hole, align and pull the power cable through the bottom handhole, and ensure the pole is perpendicular to the ground.
4. Temporarily brace or fix the pole to maintain vertical alignment.
5. Pour concrete around the pole and allow it to cure completely before removing the bracing.



Recommended Concrete design size *		
Specification	Ø	Depth
10-15FT	26 - 32"	48 - 60"
20FT	30 - 36"	72 - 84"

\*Guideline only, make adjustments based on local soil conditions