



Strip Luminaire Adjustalume Series



*Not all product variations listed on this page are DLC qualified. Visit www.designlights.org/search to confirm qualification



Description

The Litelume LED Strip Luminaire (LL-SL) Adjustalume Series is a surface mounted luminaire designed for retrofit or new construction. Applications include offices, hallways, conference rooms, bathrooms and many other commercial, industrial and residential areas. Featuring 3 level lumen output and 3 color adjustable CCT, allowing for customized energy savings and comfortability. High Power factor .90 and low THD.

Fixture Information

Size:	15W/20W/25W/30W/40W/ 55W/60W/65W/75W/91W
Housing:	Aluminum
Lens:	PMMA
Colors:	Standard: White
Mountings:	Standard: Surface Mount, Suspended Mount
Accessories:	Emergency Back-up Battery
Sensor:	Standard: No sensor Optional: Integrated Microwave Motion sensor
Dimming:	0-10V
Operating Temperature:	-4° F to 122° F
Power Factor:	.90
CRI:	83
Voltage:	Standard: 120-277V
Warranty:	10-Year Limited Warranty

Performance Data

Lumen Output:

2,285 to 12,600 lm

Lumens Per Watt (typical):

130 lm/W

CCT:

3500K
4000K
5000K

Lifespan:

up to 100,000 running hours

Ratings & Certificates

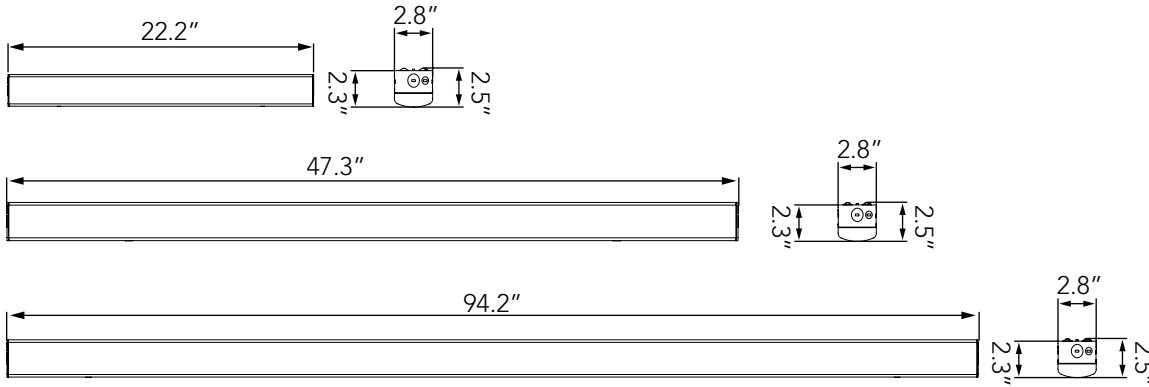
UL Listed for Damp Locations
DLC Premium Listed





Dimension

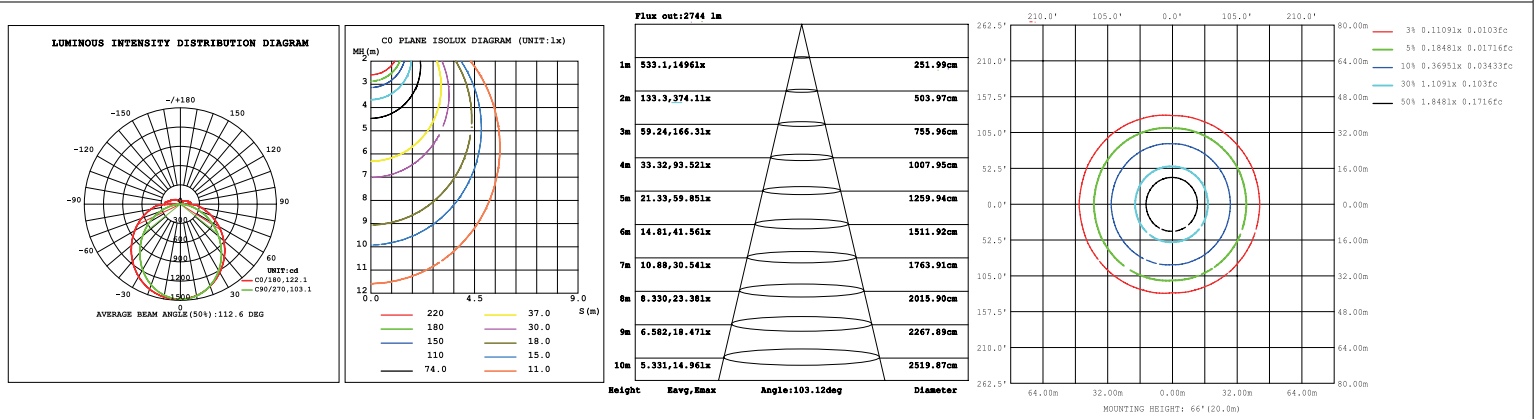
Item	Height	Length	Width	Weight
SL2	2.5"	22.2"	2.8"	2.65 lbs
SL4	2.5"	47.3"	2.8"	4.41 lbs
SL8	2.5"	94.2"	2.8"	8.49 lbs



Accessories

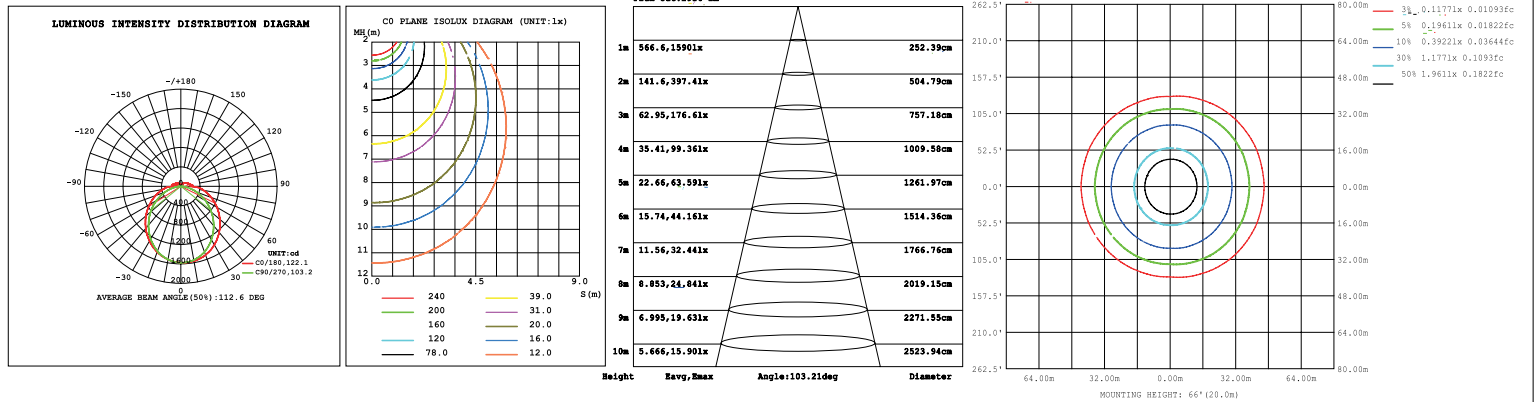
ANT-7D-BLE	ANT-3C	RC100	EM8, EM15, EM20

4' (40W 3500K)

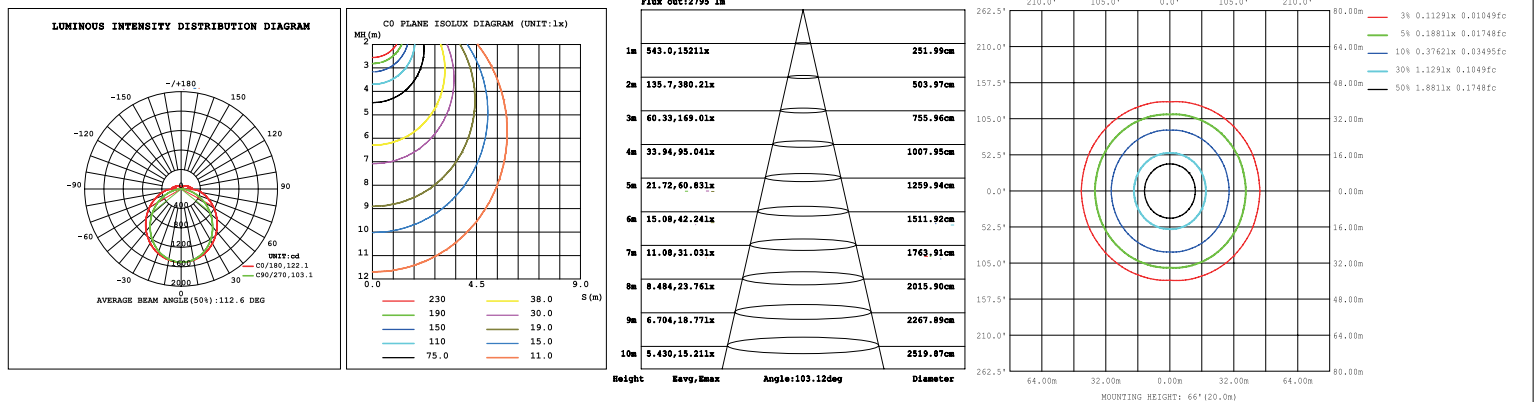




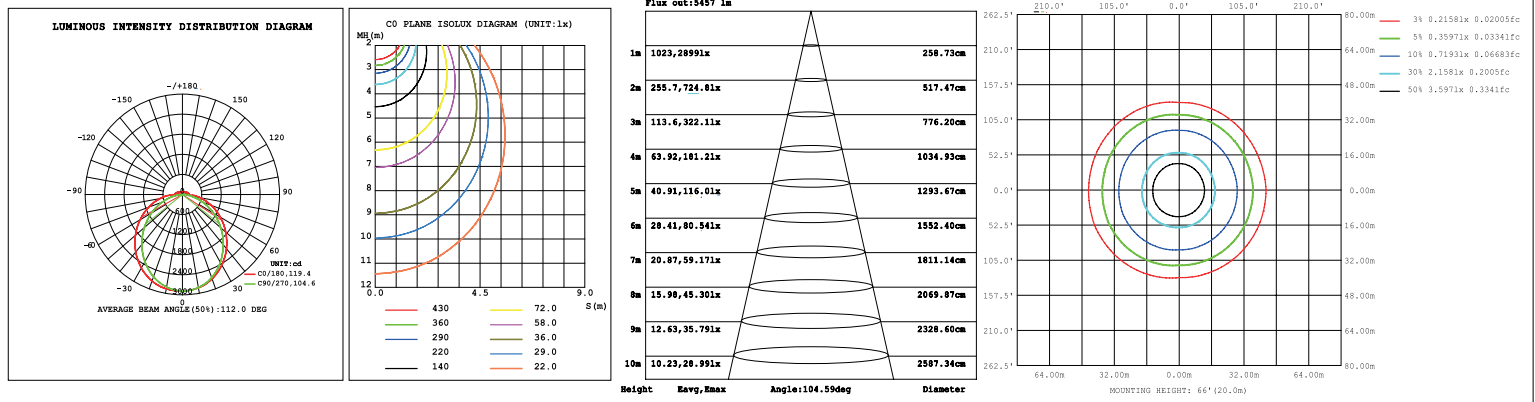
4' (40W 4000K)



4' (40W 5000K)

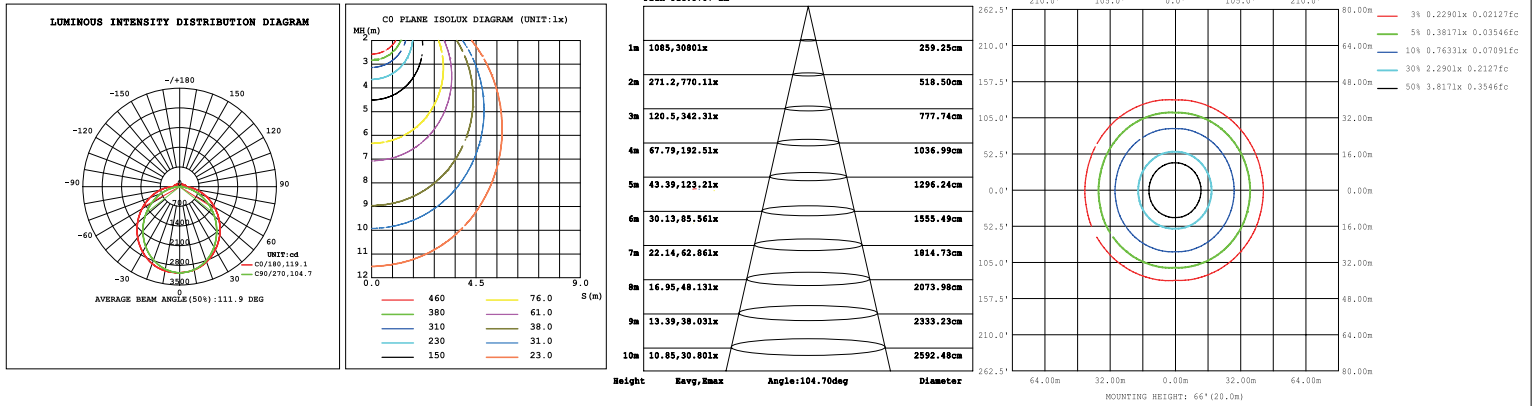


8' (65W 3500K)

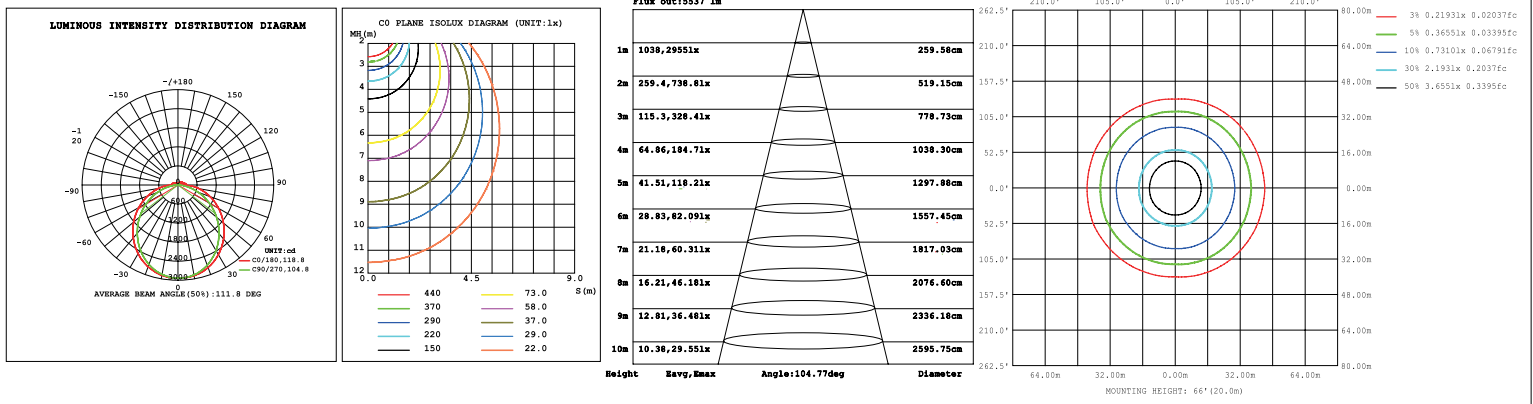




8' (65W 4000K)



8' (65W 5000K)





Project Name	
Catalog #	
Job Type	
Prepared By	
Notes	

Fixture Ordering Information

Part #	Wattage	Lumens	Kelvin	Voltage
LL-SL2-[15][20][25]-3CCT-UNV	15W 20W 25W	2285/3077/3719	3500K 4000K 5000K	120-277
LL-SL4-[25][30][40]-3CCT-UNV	25W 30W 40W	3806/4653/6100	3500K 4000K 5000K	120-277
LL-SL8-[55][60][65]-3CCT-UNV	55W 60W 65W	8595/9190/9677	3500K 4000K 5000K	120-277
LL-SL8-[65][75][91]-3CCT-UNV	65W 75W 91W	9100/10500/12600	3500K 4000K 5000K	120-277

Accessories Ordering Information

Part #	Description
ANT-3C	Sharkward 10-14V DC 0-10C Microwave Motion Sensor
ANT-7D-BLE-SR	Sharkward Silvair 10-14V DC 0-10V Bluetooth Microwave Sensor
ANT-7D-BLE-GE	Homewell GEBC 10-14V DC 0-10V Bluetooth Microwave Sensor
RC100	Remote Control 100
AC-MWS105E-FA102	Autani Compatible - Keilton MWS105E Integrated 12V Eco Microwave Sensor & FA102 Integrated Fixture Adapter LLLC
EM8	Emergency Battery Back Up, 8W, 90 Minutes
EM15	Emergency Battery Back Up, 15W, 90 Minutes
EM20	Emergency Battery Back Up, 20W, 90 Minutes

* Please contact LITELUME for all Custom Option Requests