



Area Light Econolume Series Luminaire



*Not all product variations listed on this page are DLC qualified. Visit www.designlights.org/search to confirm qualification



Description

The LITELUME™ Area Light Econolume Series Luminaire (LL-ALECO) combines style, performance and competitiveness. Featuring a die-cast aluminum housing with outstanding corrosion protection, and secondary UV resistant polycarbonate optics. Compact in design low profile 3G vibration rated. The ALECO provides an aesthetically pleasing addition to any roadway or parking lot with its steady well-defined construction. The highly functioning optics provide maximum lumen output and light distribution to make the ALECO the premier outdoor area light.

Fixture Information

Size:	40W/70W/100W/150W/200W/250W/300W
Housing:	Die-cast Aluminum Housing
Finish:	Protective powdercoat
Color:	Standard: Bronze Custom Options: Black (BK) White (WH) Gray (GY)
Mounting:	Pole Mount Slip Fitter Wall Mount
Lens:	Polycarbonate
Power Factor:	.90 or greater
CRI:	80
Operating Temperature:	-40°F to 113°F
Surge Protector:	Optional: 10 kVA, 20kVA
Voltage:	Standard: 120-277V Optional: 347-480V
Sensor:	Standard: No sensor Custom: Bi-level motion sensor w/ Remote control Twist Lock Photocell and Receptacle (120-277V) and Photocell (120-277V)
Warranty:	10-Year Limited Warranty

Performance Data

Lumen Output:

5,360 to 42,000 lm

Lumens Per Watt (typical):

128 to 141 lm/W

CCT:

4000K
5000K

Distribution

Type III
Type IV
Type V

Lifespan:

Up to 100,000 running hours

Ratings & Certificates

UL Listed For Wet Location
IP66 rated

DLC Premium Listed*
Dark Sky Conformance**
TAA Compliant/ BAA Optional



**Litelume Area Lights perform to IDA's fully shielding requirement, emitting no light above 90 degrees when using pole mount accessory. Fixture must be ordered in 3000k to qualify for IDA Dark Sky Compliance

Wattage Replacement

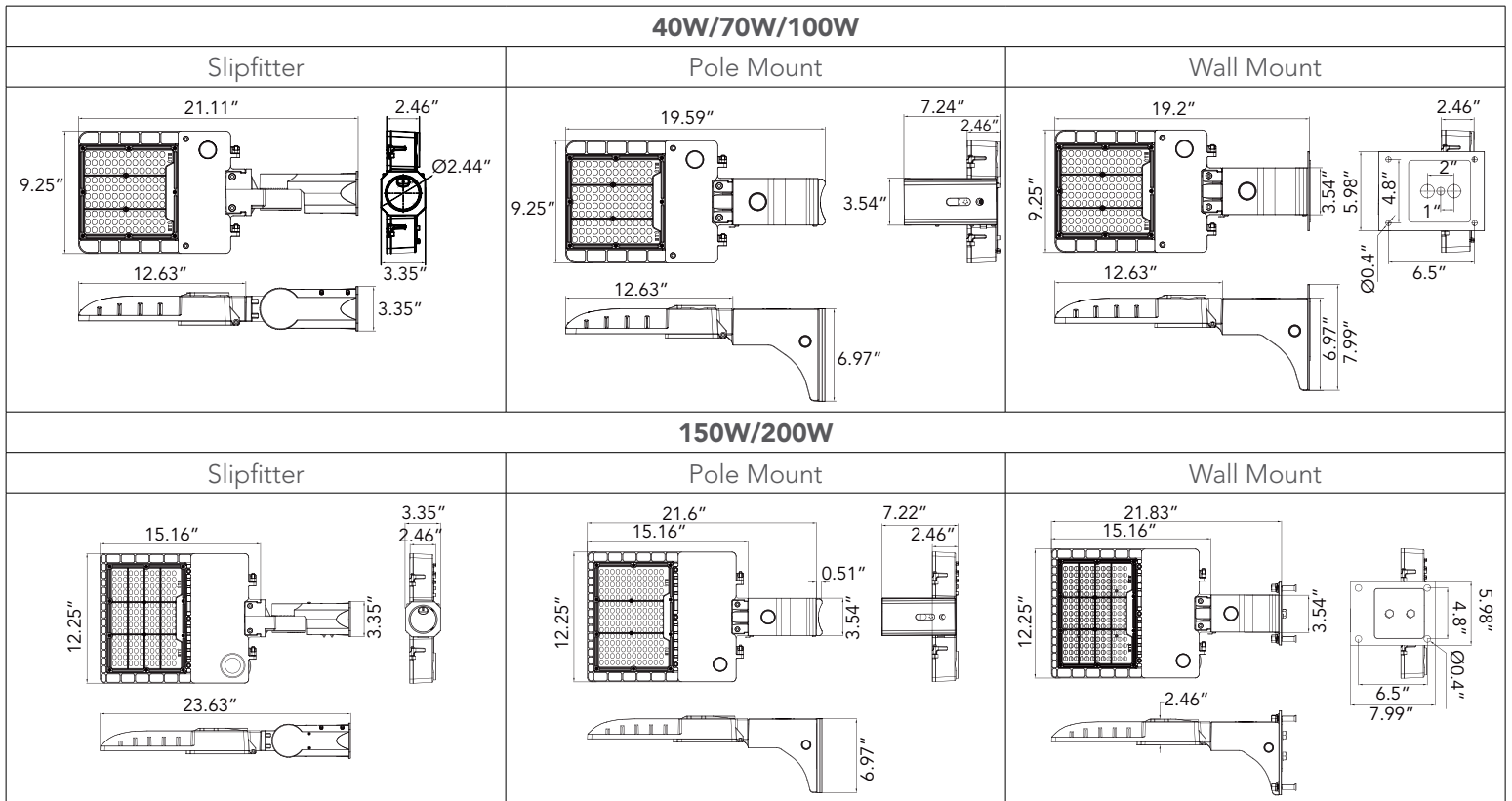
Existing Watts	Litelume Watts
100-175W	40W
175-250W	70W
250-400W	100W
400-575W	150W
575-1000W	200W
1000W	300W

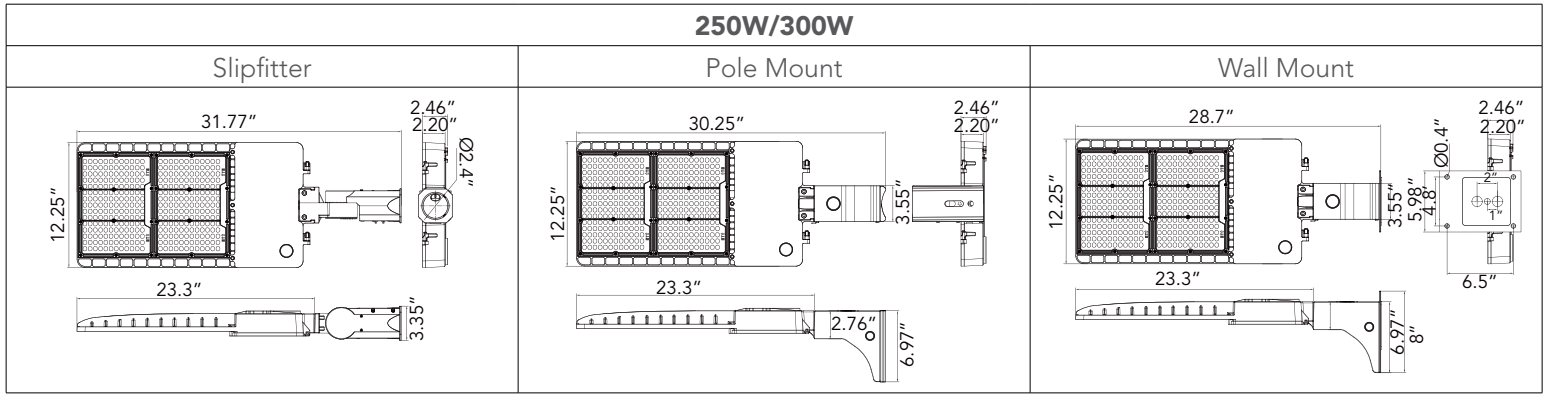
QUICKSHIP AVAILABLE PLEASE SEE PG 5



Dimension

Item	Width	Length	Height	Weight
40W Slipfitter	21.11"	9.25"	3.35"	7.90 lb
40W Pole Mount	19.59"	9.25"	6.97"	8.60 lb
40W Wall Mount	19.2"	9.25"	7.99"	10.30 lb
70W Slipfitter	21.11"	9.25"	3.35"	8.23 lb
70W Pole Mount	19.59"	9.25"	6.97"	8.93 lb
70W Wall Mount	19.2"	9.25"	7.99"	10.63 lb
100W Slipfitter	21.11"	9.25"	3.35"	8.65 lb
100W Pole Mount	19.59"	9.25"	6.97"	9.35 lb
100W Wall Mount	19.2"	9.25"	7.99"	11.05 lb
150W Slipfitter	23.63"	12.25"	3.35"	11.63 lb
150W Pole Mount	21.6"	12.25"	6.97"	12.32 lb
150W Wall Mount	21.83"	12.25"	7.99"	14.03 lb
200W Slipfitter	23.63"	12.25"	3.35"	12.18 lb
200W Pole Mount	21.6"	12.25"	6.97"	12.88 lb
200W Wall Mount	21.83"	12.25"	7.99"	14.58 lb
250W Slipfitter	31.77"	12.25"	3.35"	17.97 lb
250W Pole Mount	30.25"	12.25"	6.97"	18.67 lb
250W Wall Mount	28.7"	12.25"	8"	20.37 lb
300W Slipfitter	31.77"	12.25"	3.35"	17.97 lb
300W Pole Mount	30.25"	12.25"	6.97"	18.67 lb
300W Wall Mount	28.7"	12.25"	8"	20.37 lb



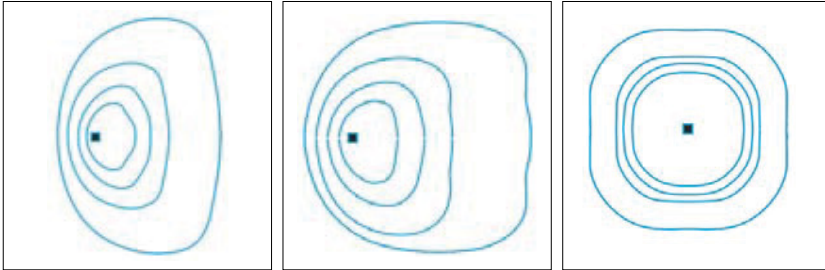


Photometrics

Type 3

Type 4

Type 5






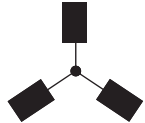



Accessories

4SQPTA	5SQPTA	WMB90	4RPTA	5RPTA
290HTA	2180HTA	390HTA	3120HTA	490HTA
MPHTA				



EPA

Item	Mounting							
		1	2 @ 90°	2 @ 120°	2 @ 180°	3 @ 90°	3 @ 120°	4 @ 90°
40W/70W/100W	Square	0.3413	0.5929	0.7983	0.6826	0.9442	1.0499	0.9442
150W/200W	Square	0.423	0.715	0.843	0.846	1.138	1.165	1.138
250W/300W	Square	0.4759	0.7889	1.0581	0.9518	1.2648	1.371	1.2648
40W/70W/100W	Slipfitter	0.3342	0.4912	0.7018	0.6684	0.8254	0.9132	0.8254
150W/200W	Slipfitter	0.375	0.639	0.7978	0.75	0.9056	1.01	0.9056
250W/300W	Slipfitter	0.464	0.7648	1.0316	0.928	1.2288	1.243	1.2288

External Shields

ALECO series features a backlight control which provides reduced pixilation and increased visual comfort without compromising performance. External Glare Shields: sold separately or as an accessory

External Glare Shield	40W/70W/100W	150W/200W	250W/300W
			



Project Name	
Catalog #	
Job Type	
Prepared By	
Notes	

Fixture Ordering Information

Part #	Wattage	Lumens	Kelvin	Voltage	Distribution	DLC Listed*
LL-ALECO-40-50-UNV-T3-BZ	40	5500	5000	120-277	T3	Yes
LL-ALECO-40-40-UNV-T3-BZ	40	5400	4000	120-277	T3	Yes
LL-ALECO-40-50-UNV-T4-BZ	40	5480	5000	120-277	T4	Yes
LL-ALECO-40-40-UNV-T4-BZ	40	5360	4000	120-277	T4	Yes
LL-ALECO-40-50-UNV-T5-BZ	40	5720	5000	120-277	T5	Yes
LL-ALECO-40-40-UNV-T5-BZ	40	5600	4000	120-277	T5	Yes
LL-ALECO-70-50-UNV-T3-BZ	70	9600	5000	120-277	T3	Yes
LL-ALECO-70-40-UNV-T3-BZ	70	9500	4000	120-277	T3	Yes
LL-ALECO-70-50-UNV-T4-BZ	70	9450	5000	120-277	T4	Yes
LL-ALECO-70-40-UNV-T4-BZ	70	9310	4000	120-277	T4	Yes
LL-ALECO-70-50-UNV-T5-BZ	70	9800	5000	120-277	T5	Yes
LL-ALECO-70-40-UNV-T5-BZ	70	9730	4000	120-277	T5	Yes
LL-ALECO-100-50-UNV-T3-BZ	100	13800	5000	120-277	T3	Yes
LL-ALECO-100-40-UNV-T3-BZ	100	13500	4000	120-277	T3	Yes
LL-ALECO-100-50-UNV-T4-BZ	100	13300	5000	120-277	T4	Yes
LL-ALECO-100-40-UNV-T4-BZ	100	13200	4000	120-277	T4	Yes
LL-ALECO-100-50-UNV-T5-BZ	100	13900	5000	120-277	T5	Yes
LL-ALECO-100-40-UNV-T5-BZ	100	13800	4000	120-277	T5	Yes
LL-ALECO-150-50-UNV-T3-BZ	150	20800	5000	120-277	T3	Yes
LL-ALECO-150-40-UNV-T3-BZ	150	20500	4000	120-277	T3	Yes
LL-ALECO-150-50-UNV-T4-BZ	150	20000	5000	120-277	T4	Yes
LL-ALECO-150-40-UNV-T4-BZ	150	19800	4000	120-277	T4	Yes
LL-ALECO-150-50-UNV-T5-BZ	150	20800	5000	120-277	T5	Yes
LL-ALECO-150-40-UNV-T5-BZ	150	20500	4000	120-277	T5	Yes
LL-ALECO-200-50-UNV-T3-BZ	200	25500	5000	120-277	T3	Yes
LL-ALECO-200-40-UNV-T3-BZ	200	24800	4000	120-277	T3	Yes
LL-ALECO-200-50-UNV-T4-BZ	200	24600	5000	120-277	T4	Yes
LL-ALECO-200-40-UNV-T4-BZ	200	26000	4000	120-277	T4	Yes
LL-ALECO-200-50-UNV-T5-BZ	200	25500	5000	120-277	T5	Yes
LL-ALECO-200-40-UNV-T5-BZ	200	26000	4000	120-277	T5	Yes
LL-ALECO-250-50-UNV-T3-BZ	250	34500	5000	120-277	T3	Yes
LL-ALECO-250-40-UNV-T3-BZ	250	34000	4000	120-277	T3	Yes
LL-ALECO-250-50-UNV-T4-BZ	250	34000	5000	120-277	T4	Yes
LL-ALECO-250-40-UNV-T4-BZ	250	33500	4000	120-277	T4	Yes
LL-ALECO-250-50-UNV-T5-BZ	250	34500	5000	120-277	T5	Yes
LL-ALECO-250-40-UNV-T5-BZ	250	34000	4000	120-277	T5	Yes



LL-ALECO-300-50-UNV-T3-BZ	300	41000	5000	120-277	T3	Yes
LL-ALECO-300-40-UNV-T3-BZ	300	40500	4000	120-277	T3	Yes
LL-ALECO-300-50-UNV-T4-BZ	300	39900	5000	120-277	T4	Yes
LL-ALECO-300-40-UNV-T4-BZ	300	39600	4000	120-277	T4	Yes
LL-ALECO-300-50-UNV-T5-BZ	300	41000	5000	120-277	T5	Yes
LL-ALECO-300-40-UNV-T5-BZ	300	40500	4000	120-277	T5	Yes

*Not all product variations listed on this page are DLC qualified. Visit www.designlights.org/search to confirm qualification

Quick Ship Ordering Information

Part #
LL-ALECO-40-50-UNV-T3-BZ
LL-ALECO-40-40-UNV-T3-BZ
LL-ALECO-70-50-UNV-T3-BZ
LL-ALECO-70-40-UNV-T3-BZ
LL-ALECO-100-50-UNV-T3-BZ
LL-ALECO-100-40-UNV-T3-BZ
LL-ALECO-150-50-UNV-T3-BZ
LL-ALECO-150-50-480-T3-BZ
LL-ALECO-150-40-UNV-T3-BZ
LL-ALECO-200-50-UNV-T3-BZ
LL-ALECO-200-40-UNV-T3-BZ
LL-ALECO-250-50-UNV-T3-BZ
LL-ALECO-250-50-480-T3-BZ
LL-ALECO-300-50-UNV-T3-BZ
LL-ALECO-300-50-480-T3-BZ
LL-ALECO-300-40-UNV-T3-BZ
ALECOPM
ALECOSF
ALECOTR
ALECOWM

Accessories Ordering Information

Part #	Wattage
ALECOPM	Pole Mount Kit Including Round Adapter ALECO
ALECOSF	Slipfitter ALECO
ALECOTR	Trunnion Mount ALECO
ALECOWM	Wall Mount Kit ALECO
BRI823-B-D	Sharkward 120-277V 0-10V PIR Sensor
RC-100	Remote Control 100
L3	L3 Low Bay Coverage Lens
L4	L4 High Bay Coverage Lens
R3	Twist Lock Receptacle 3 Pin
R7	Twist Lock Receptacle 7 Pin
TLPC	Twist Lock Photocell & Receptacle 120-277V
TLPC480	Twist Lock Photocell & Receptacle 480V



SP10277	Surge Protector 10kVA 277V
SP20480	Surge Protector 10kVA 277V
SUB "UNV" WITH "480"	480 Volt For Area Light Econolume Series
EGSALECOS	External Glare Shield ALECO S *40W/70W/100W*
EGSALECOM	External Glare Shield ALECO M*150W/200W*
EGSALECOL	External Glare Shield ALECO L*250W/300W*
4SQPTA	4" Square Pole Top Adapter To 2 3/8" Tenon
5SQPTA	5" Square Pole Top Adapter To 2 3/8" Tenon
WMB90	Wall Mount Bracket 90 Degree Arm To 2 3/8" Tenon
4RPTA	4" Round Pole Top Adapter To 2 3/8" Tenon
5RPTA	5" Round Pole Top Adapter To 2 3/8" Tenon
290HTA	2 @ 90 Horizontal Tenon Adapter
2180HTA	2 @ 180 Horizontal Tenon Adapter
390HTA	3 @ 90 Horizontal Tenon Adapter
3120HTA	3 @ 120 Horizontal Tenon Adapter
490HTA	4 @ 90 Horizontal Tenon Adapter
MPHTA	Mid Pole Horizontal Tenon Adapter

* Please contact LITELUME for all Custom Option Requests

Buy American Act Compliant Ordering Information

Part #	Description
BAA-ALECO	Buy American Act Compliant for Area Light Econolume Series

* Please contact LITELUME for all Custom Option Requests