



# High Mast Flood Light Generation 3



## Description

The LITELUME™ High Mast Flood Light Generation 3 (LL-HMFL) incorporates an updated optional Remote Power System, eliminating the need for a bucket truck for maintenance and provides flexibility of installation. The LED package, premium driver, built in surge suppression, laser site guide along with upgraded dynamic thermal management are all standard. Featuring a beautiful solid state diecast aluminum body, with a premium patented design, 3G vibration rated, specifically tailored for high mast, dock, port, yard and any other heavy duty industrial applications. Controls Ready.

## Fixture Information

Size:	850W/1200W
Housing:	Heavy Duty Die-cast Aluminum Housing
Finish:	Protective powdercoat
Color:	Standard: Standard: Black (BK) Custom Options Available
Mounting:	Standard: Heavy Duty Yoke Optional: Tenon Mount Adapter Square Beam Mounting Bracket
LED Driver:	Ultra High Efficiency (Up to 95%) Isolated 0-10V/PWM/3-Timer-Modes Dimmable Always-on Auxiliary Power: 12Vdc Controls ready Input Surge Protection: DM 6kV, CM 10kV IP67 and UL Wet / Dry / Damp Location. Built in surge suppression with max 40KV.
Voltage:	Standard: 200-480V Optional: 120-277V
THD:	≤20%
Power Factor:	≥90%
CRI:	70
EPA:	2.54
Operating Temperature:	40°F to 122°F
Warranty:	10-Year Limited Warranty

## Performance Data

### Lumen Output:

115,500 to 165,000 lm

### Lumens Per Watt (typical):

140lm/W

### CCT:

4000K  
5000K  
5700K

### Beam Angle:

2H\*2V  
4H\*4V  
3H\*3V

### Lifespan:

Estimated 100,000-hour LED lifespan based on IES LM-80 results and TM-21 calculation

## Ratings & Certificates

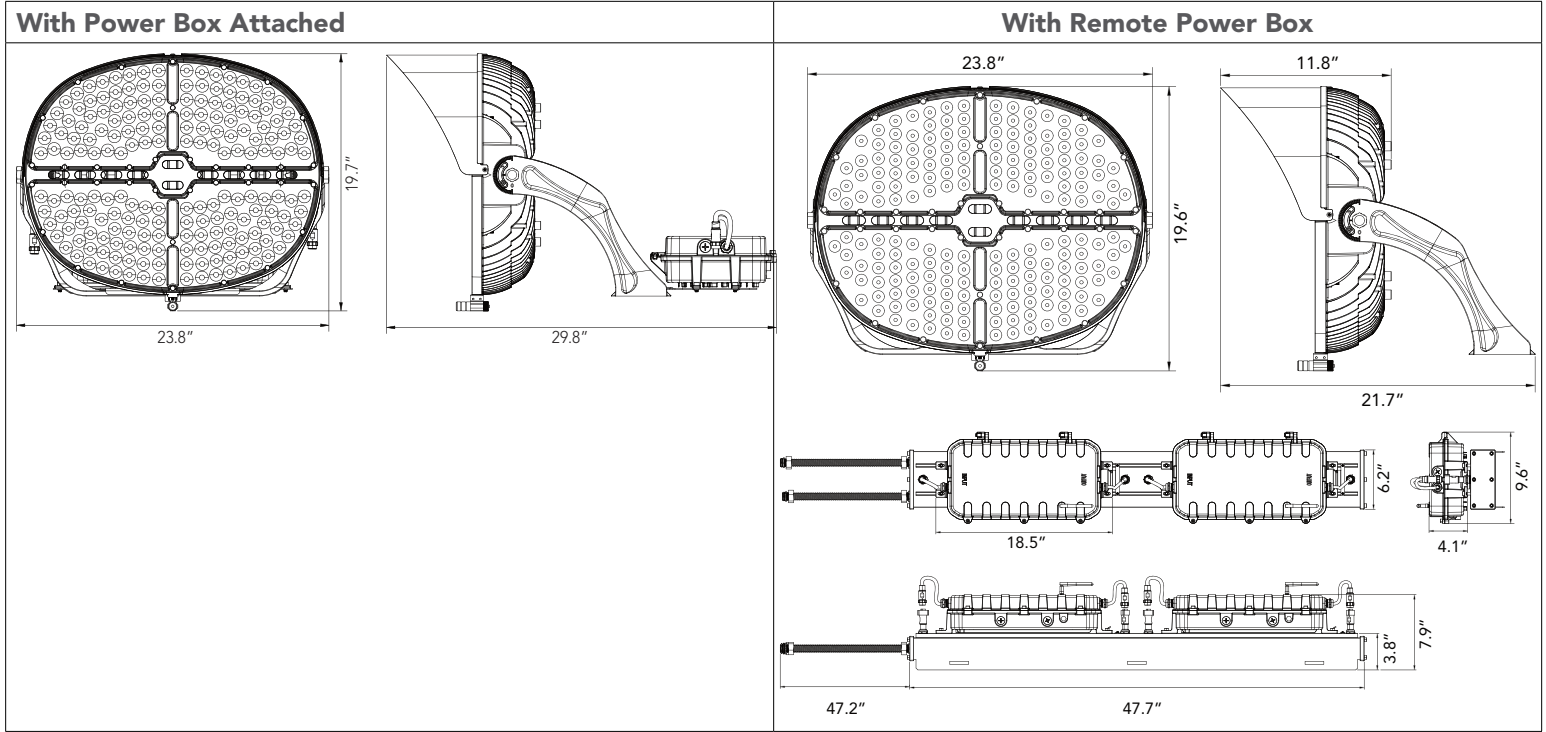
UL Listed For Wet Location  
IP65 rated  
Title 24 Compliant



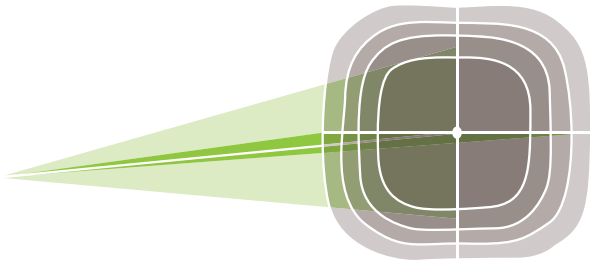


## Dimension

Item	Width	Length	Height
With Power Box Attached	23.8"	29.8"	19.7"
With Remote Power Box	23.8"	21.7"	19.7"



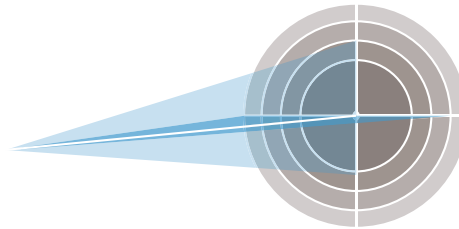
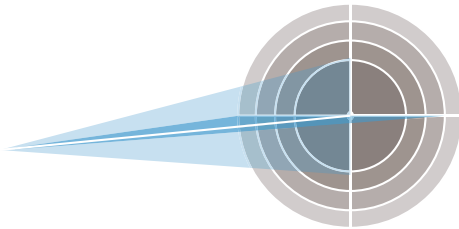
## Photometrics



## Beam Angle









3HX3V

4HX4V



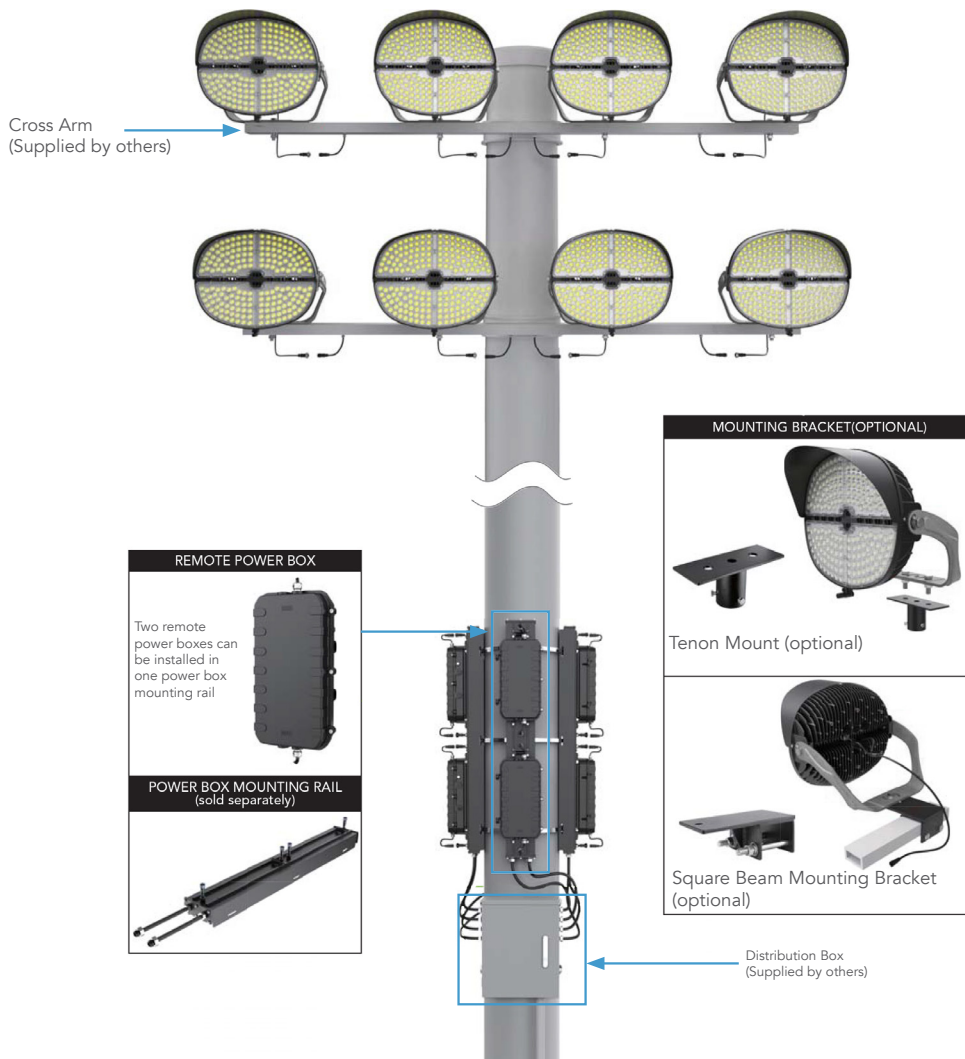


### Accessories

Black Top Visor (Default) 	Aiming Sight (Default) 	Tenon Mount (Option) 	Square Beam Mounting Bracket (sold separately) 
Extension Cord - Up to 164" 	Power Box Mounting Rail (sold separately) 	Glare Control Shield (Option) 	Integrated Control (Option) 

### Remote Power Box (Optional)


The LL-HMFL ( GENERATION 3 ) supports remote installation of the power supply. Simple installation, access and maintenance of the equipment is available with this option by placing the Remote Power Box at the bottom of the pole.





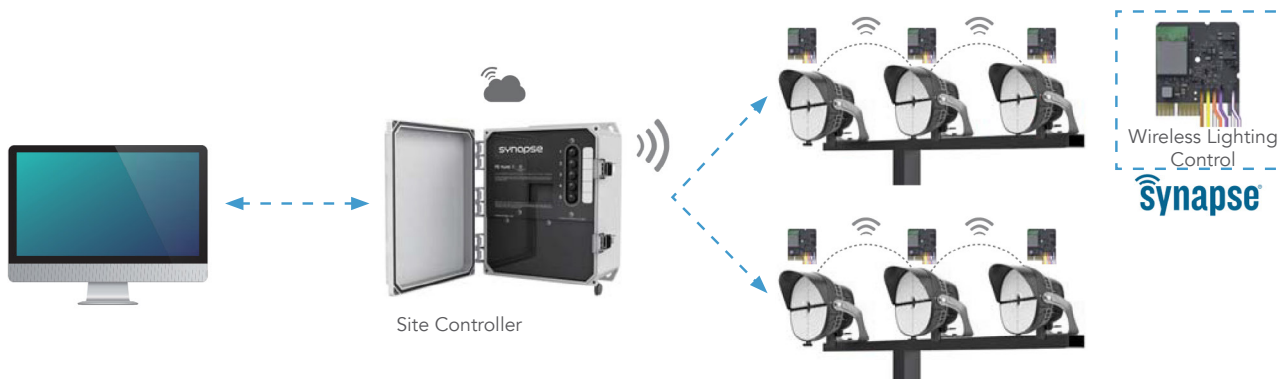
### Power box Attached (Optional)

The LL-HMFL ( GENERATION 3 ) supports installation of the power supply directly to the fixture. Simple installation and wiring.



### Integrated Controls

The fixture is compatible with Synapse™ wireless control system, including RGB sport lighting. It offers a smart, stable and imaginative lighting control solution to your sports facility.





<b>Project Name</b>	
<b>Catalog #</b>	
<b>Job Type</b>	
<b>Prepared By</b>	
<b>Notes</b>	

## Fixture Ordering Information

Part #	Wattage	Lumens	Kelvin	Voltage
LL-HMFL-850-57-480-BK	850	115000	5700	200-480
LL-HMFL-850-50-480-BK	850	120000	5000	200-480
LL-HMFL-850-40-480-BK	850	120000	4000	200-480
LL-HMFL-1200-57-480-BK	1200	160000	5700	200-480
LL-HMFL-1200-50-480-BK	1200	165000	5000	200-480
LL-HMFL-1200-40-480-BK	1200	165000	4000	200-480

\* Please contact LITELUME for all Custom Option Requests

## Accessory Ordering Information

Part #	Description
SBMB-BK	Square Beam Mounting Bracket, Black
HMFL-TM	Tenon Mount For High Mast Flood Light
RPB	Remote Power Box Installation
HMFL-PBMR	Power Box Mounting Rail
RPB-C35BK-QC	Remote Power Box Extension Cord, 35', Black, Quick Disconnect
RPB-C65BK-QC	Remote Power Box Extension Cord, 65', Black, Quick Disconnect
4HX4V	NEMA 4H X 4V Distribution <b>*MUST SELECT BEAM ANGLE</b>
3HX3V	NEMA 3H X 3V Distribution <b>*MUST SELECT BEAM ANGLE</b>
Wireless Controls:LL-DIM10-087-06-A	Dim10-087-06-A Wireless Controller <b>*each fixture</b>
Wireless Controls:LL-KIT-ANT18-01	Antena <b>*each fixture</b>
Wireless Controls:WIRELESS LABOR	Labor To Install Wireless Components <b>*each fixture</b>
Wireless Controls:LL-CBSSW-450-002	Central Base Station Ss450-Based Model W/ 5-Button Switch <b>*1 per project</b>
Wireless Controls:COMMISSIONING SERVICES	Commissioning Services <b>*1 per project up to 100 units</b>

## Buy American Act Compliant Ordering Information

Part #	Description
BAA-HMFL	Buy American Act Compliant for For High Mast Flood Light