



# Vaportite High Bay



## Description

The LITELUME™ LED Vaportite High Bay (LL-VTHB) Adjustalume Series is a suspended or surface mounted vapor proof luminaire designed for retrofit or new construction. Applications include parking garage, car washes, food processing, commercial and industrial with applicable building and safety codes. Featuring 3 level lumen output and 3 color adjustable CCT, allowing for customized energy savings and comfortability. High Power factor .95 and low THD.

## Fixture Information

Size:	155W/185W/200W
Housing:	High quality ABS
Finish:	Impact resistant polycarbonate
Colors:	Standard: Grey
Mountings:	Standard: Surface Mount, Suspended Mount
Accessories:	Emergency Back-up Battery
Sensors	Standard: No sensor Optional: Integrated Microwave Motion sensor
Dimming:	Standard: 0-10v continuous, 12Vdc auxiliary dimming
Operating temperature:	-40° F to 104° F
Power factor:	.95
CRI:	80
Voltage:	Standard: 120-277V Optional: 480v
Warranty:	10-Year Limited Warranty

## Performance Data

### Lumen Output:

24,800 to 32,000 lm

### Lumens Per Watt (typical):

160 lm/W

### CCT:

3500K  
4000K  
5000K

### Lifespan:

Up to 100,000 running hours

### Ratings & Certificates

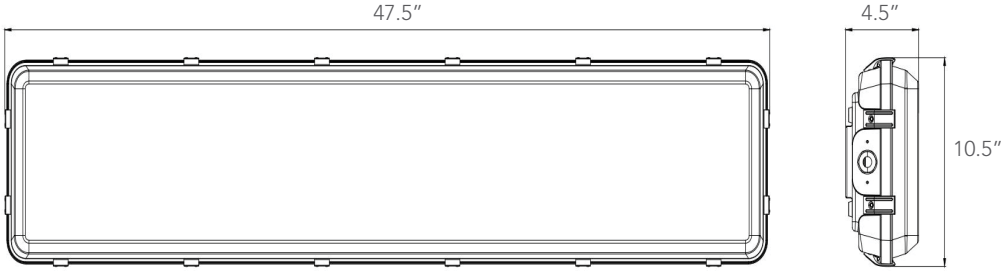
UL Listed For Wet Location  
IP65 rated







## Dimension


Item	Length	Height	Width	Weight
LL-HBRP-[40][60][80][100]-2CCT-UNV-BK	47.5"	4.5"	10.5"	16.5 lbs





## Control

ANT-9	RC-100
	
Microwave Motion Sensor	Remote Control

## Emergency Back-up

	EM8 - Emergency Battery Back Up, 8W, 90 min EM15 - Emergency Battery Back Up, 15W, 90 min EM20 - Emergency Battery Back Up, 20W, 90 min
---	---

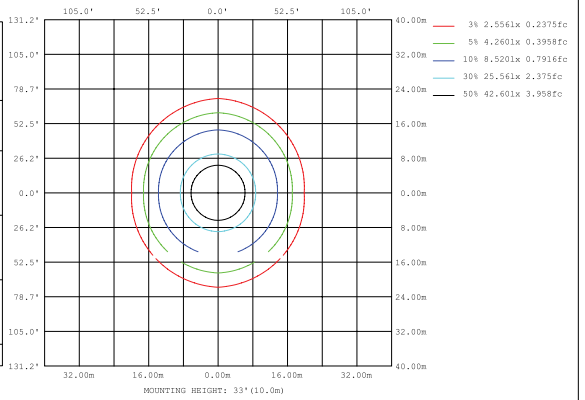
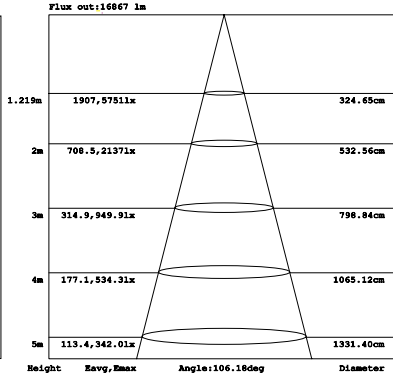
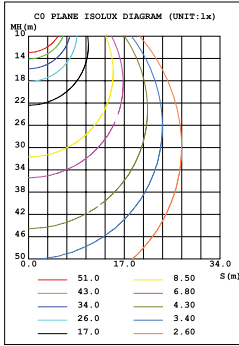
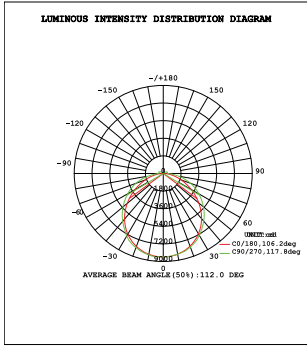
## Installation Accessories

Standard	Sold Separately
	
V-HOOK / BRACKET / SCREW / PLASTIC TUBE / WATERPROOF PLUG	THE CHAIN LENGTH:(41.34 inch)

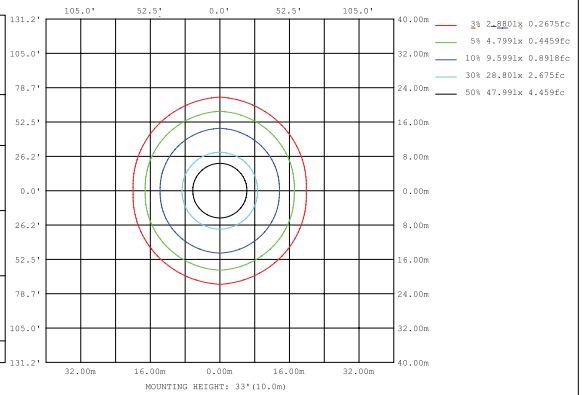
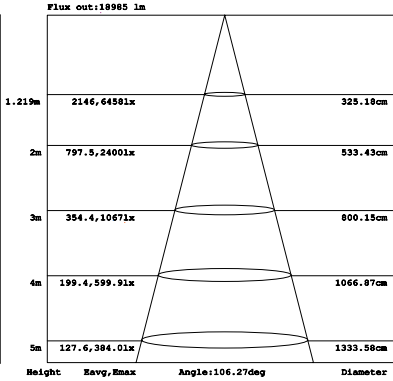
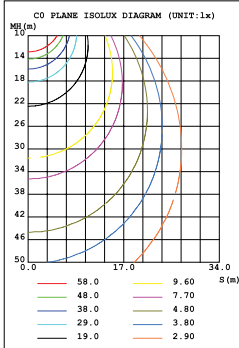
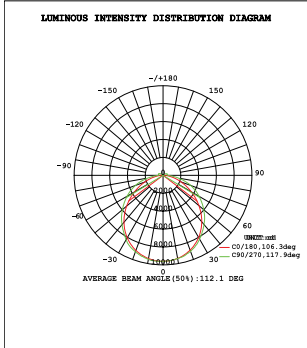


# Photometrics

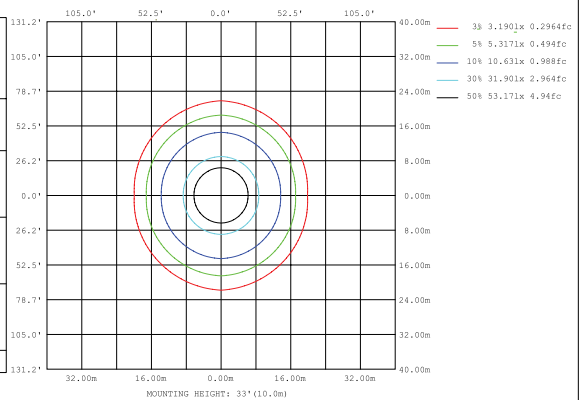
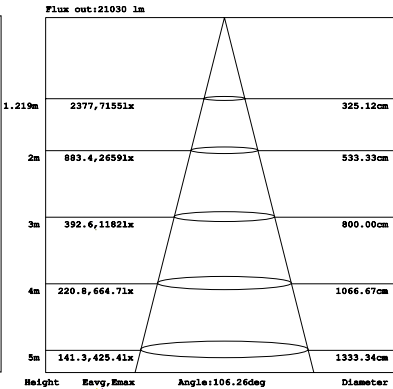
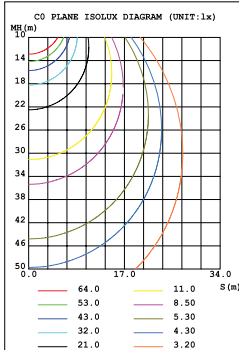
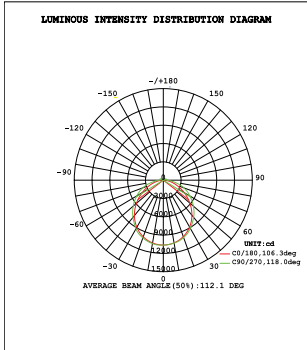
## 155W - 4000K



## 185W - 4000K



## 200W - 4000K





<b>Project Name</b>	
<b>Catalog #</b>	
<b>Job Type</b>	
<b>Prepared By</b>	
<b>Notes</b>	

### Fixture Ordering Information

Part #	Wattage	Lumens	Kelvin	Voltage
LL-VTHB-[155][185][200]-3CCT-UNV	155W 185W 200W	24800/29600/32000	3500K/4000K/5000K	120-277

### Accessories Ordering Information

Part #	Description
ANT-9	Sharward 0-10V Super Small Microwave Motion Sensor
RC100	Remote Control 100
AC-MWS105E-FA102	Autani Compatible - Keilton MWS105E Integrated 12V Eco Microwave Sensor & FA102 Integrated Fixture Adapter LLLC
EM8	Emergency Battery Back Up, 8W, 90 min
EM15	Emergency Battery Back Up, 15W, 90 min
EM20	Emergency Battery Back Up, 20W, 90 min

\* Please contact LITELUME for all Custom Option Requests