



LED Projector Floodlight



Description

The LITELUME™ LED Projector Floodlight (LL-FL39) is designed for landscape lighting, with a variety of beam angles. The lamp has four kinds of light emitting modes, single white, CCT adjustable, RGB and RGBW, as well as four control functions of 0-10V dim, Dali dim, bluetooth control and DMX control, which can ensure normal use in various occasions.

Fixture Information

Size:	35W/100W/150W
Housing:	Aluminum Alloy
Finish:	Powder Coating
Color:	Silver
Mounting:	Base Mounting Bracket Mounting Embrace hoop Mounting Ground spike Mounting
Lens:	PC+PMMA lens
Voltage:	Standard: 120-277V
Operating Temperature:	-30°C to + 50°C (-22°F to 122°F)
Power Factor:	>.92
CRI:	80
Surge Protector:	SOSEN: 10kV lline-earth, 6kV line-line MOSO: 10kV lline-earth, 5kV line-line CZCL: 6kV lline-earth, 4kV line-line
Dimming:	0-10V DMX
Warranty:	10-Year Warranty

Performance Data

Lumen Output:

3,500 to 15,000 lm

Lumens Per Watt (typical):

70 to 100 lm/W

CCT:

4000K (2200K,3000K, 5000K optional)/RGB/RGBW/
CCT adjustable(2200K -4000K)

Ratings & Certificates

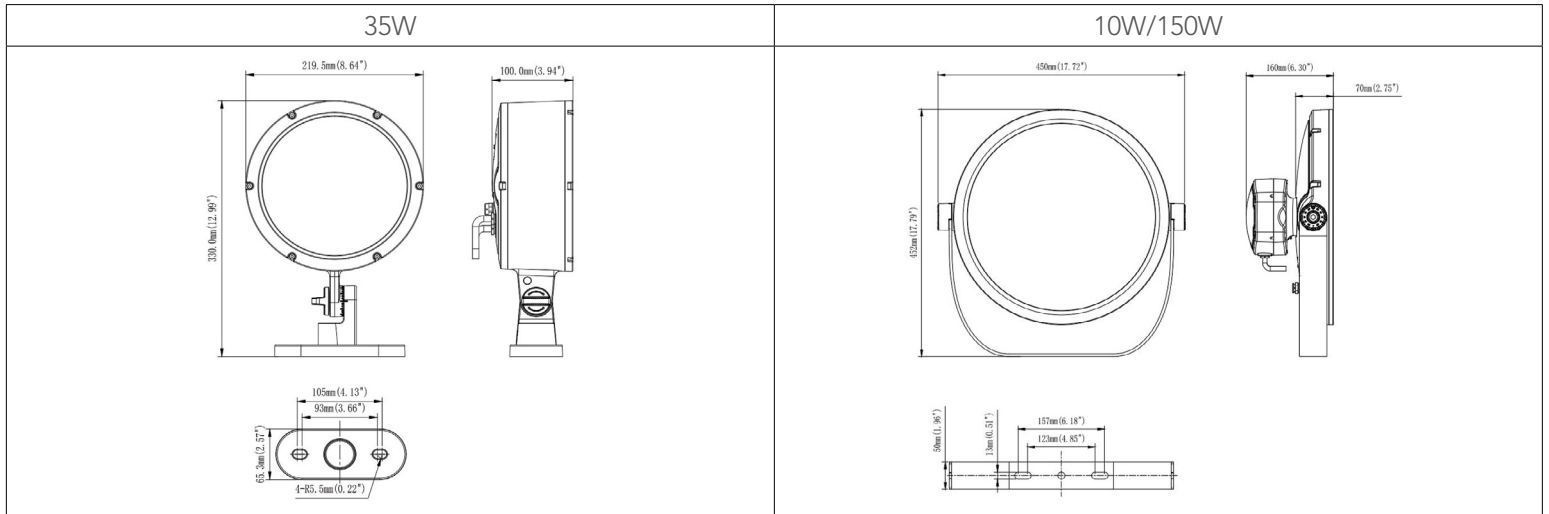
ETL Listed
IP66
TAA Compliant



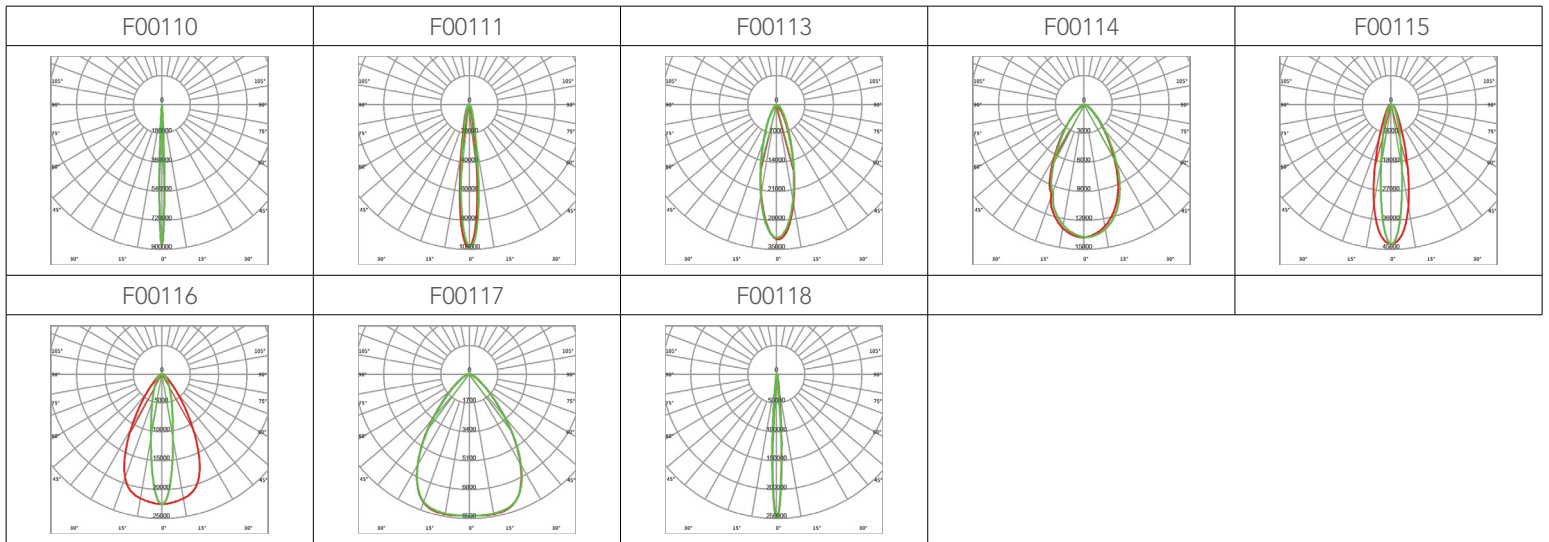


Dimensions


Item	Width	Length	Height
35W	3.94"	8.64"	12.99"
100W/150W	6.30"	17.72"	17.69"



Photometrics








Mounting





Accessories

Safety Rope	Ground Spike	Visor	Embrace Hoop
			
Clamp Brace			
			



Project Name	
Catalog #	
Job Type	
Prepared By	
Notes	

Fixture Ordering Information

Part #	Wattage	Lumens	Kelvin	Voltage	Dimming
LL-FL39-35-40-UNV-010	35	3500	4000	120-277	0-10V
LL-FL39-100-40-UNV-010	100	7000	4000	120-277	0-10V
LL-FL39-150-40-UNV-010	150	15000	4000	120-277	0-10V
LL-FL39-35-RGB-UNV-DMX	35	NA	RGB	120-277	DMX
LL-FL39-100-RGB-UNV-DMX	100	NA	RGB	120-277	DMX
LL-FL39-150-RGB-UNV-DMX	150	NA	RGB	120-277	DMX
LL-FL39-35-RGBW-UNV-DMX	35	NA	RGBW (4000K)	120-277	DMX
LL-FL39-100-RGBW-UNV-DMX	100	NA	RGBW (4000K)	120-277	DMX
LL-FL39-150-RGBW-UNV-DMX	150	NA	RGBW (4000K)	120-277	DMX
LL-FL39-35-ADJ-UNV-DMX	35	NA	2200-4000	120-277	DMX
LL-FL39-100-ADJ-UNV-DMX	100	NA	2200-4000	120-277	DMX
LL-FL39-150-ADJ-UNV-DMX	150	NA	2200-4000	120-277	DMX

* Please contact LITELUME for all Custom Option Requests

Beam Angle

Part #	Degrees
F00110	3.8°
F00111	12°
F00113	30°
F00114	60°
F00115	15x30°
F00116	20x60°
F00117	75°
F00118	8°

Accessories

Part #	Description
LL-SL-F33-01	Safety Rope
LL-MT-F39-01	Ground Spike
LL-BC-F39-01	Visor for 35W
LL-BC-F39-02	Visor for 100W/150W
LL-BC-F39-03	Embrace Hoop for 35W
LL-BC-F17-07B	Clamp Bracket for 150W